

Make history with
Campbell's

**NOTICE OF 2023 ANNUAL MEETING OF
SHAREHOLDERS & PROXY STATEMENT**



NOTICE OF 2023 ANNUAL MEETING OF SHAREHOLDERS

WHEN

Wednesday, November 29, 2023

9:00 a.m. Eastern Time

WHERE

Live Webcast at

<http://www.meetnow.global/CPB2023>

ITEMS OF BUSINESS

1. Elect the 12 director nominees recommended by the Board for a one-year term.
2. Ratify the appointment of PricewaterhouseCoopers LLP as our independent registered public accounting firm for fiscal 2024.
3. Vote on an advisory resolution to approve the fiscal 2023 compensation of our named executive officers, commonly referred to as a "Say on Pay" vote.
4. Vote on an advisory resolution to approve the frequency of future "Say on Pay" votes.
5. Vote on a shareholder proposal regarding a report relating to the progress of our cage-free egg commitment, if properly presented at the 2023 Annual Meeting.
6. Vote on a shareholder proposal regarding a report on how the Company is protecting 401(k) retirement fund plan beneficiaries with a longer investment time horizon from future portfolio risk created by present-day investments in high carbon companies, if properly presented at the 2023 Annual Meeting.
7. Transact any other business properly brought before the meeting.

RECORD DATE

Shareholders of record as of the close of business on October 2, 2023 are entitled to notice of, and to vote at, the 2023 Annual Meeting of Shareholders ("2023 Annual Meeting") of Campbell Soup Company (the "Company").

FORMAT OF THE ANNUAL MEETING OF SHAREHOLDERS

This year's Annual Meeting of Shareholders will be conducted virtually via live webcast. We have designed the format of the 2023 Annual Meeting so that shareholders attending virtually have the same rights and opportunities as they would have at a physical meeting. Shareholders will be able to submit questions during the meeting using online tools, providing our shareholders with the opportunity for meaningful engagement with the Company.

Access to the Audio Webcast of the Annual Meeting: The live audio webcast of the 2023 Annual Meeting will begin at 9:00 a.m. Eastern Time. Online access to the audio webcast will be open prior to the start of the 2023 Annual Meeting to allow time for you to log in and test your device's audio system.

Attendance Instructions: Shareholders will be unable to physically attend the 2023 Annual Meeting. The 2023 Annual Meeting will be held virtually via a live webcast. To attend the virtual meeting, go to <http://www.meetnow.global/CPB2023>. In order to vote and examine the Company's share list during the 2023 Annual Meeting, you will also need the 15-digit control number found on your Notice of Internet Availability, your proxy card or on the instructions that accompany your proxy materials.

PROXY VOTING

Your vote is extremely important. Even if you plan to attend the live webcast of the annual meeting, please vote as soon as possible using the Internet, by telephone, or by completing, signing, dating and returning your proxy card.



Using the Internet and voting at the website listed on the proxy card or the e-proxy notice;



Using the toll-free phone number listed on the proxy card or voting instruction form; or



Signing, dating and mailing the proxy card or voting instruction form in the enclosed postage-paid envelope.

Submitting Questions at the Annual Meeting: An online portal is available to shareholders at <http://www.meetnow.global/CPB2023> where you can view and download our proxy materials and our Annual Report on Form 10-K for the year ended July 30, 2023 and vote your shares. On the day of, and during, the 2023 Annual Meeting, you can view our agenda and meeting procedures and submit questions on <http://www.meetnow.global/CPB2023>. Shareholders must have their 15-digit control number to submit questions. Shareholders will have an opportunity to raise questions about the items of business for the meeting. In addition, after the business portion of the 2023 Annual Meeting concludes and the meeting is adjourned, shareholders will have another opportunity to raise questions of a more general nature. We intend to answer all questions submitted that are pertinent to the Company and the items being voted on by shareholders during the 2023 Annual Meeting, as time permits and in accordance with our meeting procedures. Answers to questions not addressed during the 2023 Annual Meeting will be posted following the meeting on the investor relations section of our website. Questions and answers will be grouped by topic, and substantially similar questions will be answered only once. To promote fairness, efficient use of the Company's resources, and address all shareholder questions, we will respond to no more than two questions from any single shareholder.

Technical Assistance: Online access to the webcast will be open prior to the start of the 2023 Annual Meeting to allow time for you to log in and test your computer audio system. The virtual meeting platform is fully supported across browsers (MS Edge, Firefox, Chrome and Safari) and devices (desktops, laptops, tablets and cell phones) running the most up-to-date version of applicable software and plugins. Note: Internet Explorer is not a supported browser. Participants should ensure that they have a strong WiFi connection wherever they intend to participate in the meeting. We encourage you to access the meeting prior to the start time. If you encounter any difficulties accessing the meeting in advance or during the meeting time, please call (888) 724-2416 (toll-free) or (781) 575-2748 (international).

Your vote is extremely important. Even if you plan to attend the 2023 Annual Meeting live via webcast, please vote as soon as possible using the internet, by telephone, or by completing, signing, dating and returning your proxy card or voting instruction form.

Thank you for your continued support, interest and investment in Campbell Soup Company.

By Order of the Board of Directors,



Charles A. Brawley, III
Senior Vice President, Corporate Secretary and
Deputy General Counsel

October 17, 2023

IMPORTANT NOTICE REGARDING INTERNET AVAILABILITY OF PROXY MATERIALS

On or about October 17, 2023, we began mailing a Notice Regarding Internet Availability of Proxy Materials ("Notice") to our shareholders and mailing paper copies of the proxy statement and the accompanying proxy card and other proxy materials to those shareholders who specifically requested paper copies. The proxy materials were also posted to www.envisionreports.com/cpb on this date for access by registered shareholders. Shareholders who do not own shares in their own name, but own shares through a bank or broker, may access our proxy materials, including our annual report for the fiscal year ended July 30, 2023 at www.edocumentview.com/cpb.

Websites

Links to websites included in this Proxy Statement are provided solely for convenience. Information contained on websites, including on our website, is not, and will not be deemed to be, a part of this Proxy Statement or incorporated by reference into any of our other filings with the Securities and Exchange Commission (the "SEC").

Forward-Looking Statements

This Proxy Statement may contain forward-looking statements within the meaning of the federal securities laws. Examples of forward-looking statements include statements regarding our strategy, plans, and objectives and other statements that are not historical facts. You can identify forward-looking statements by their use of forward-looking words, such as "may," "will," "anticipate," "expect," "believe," "estimate," "intend," "plan," "should," "seek," or comparable terms. Readers of this document should understand that these statements are not guarantees of performance. Forward-looking statements provide our current expectations and beliefs concerning future events and are subject to risks, uncertainties, and factors relating to our business and operations, all of which are difficult to predict and could cause our actual results to differ materially from the expectations expressed in or implied by such forward-looking statements. These risks, uncertainties, and factors include those described in our reports filed from time to time with the SEC. We caution readers not to place undue reliance on any forward-looking statements included in this document, which speak only as of the date of this document. We undertake no responsibility to update these statements, except as required by law.

TABLE OF CONTENTS

WHERE TO OBTAIN FURTHER INFORMATION

Shareholders may receive a copy of our Annual Report on Form 10-K for the fiscal year ended July 30, 2023 (“2023 Form 10-K”), and copies of our Code of Business Conduct and Ethics, Corporate Governance Standards, and the charters of the four standing committees of the Board of Directors, without charge, by:

- (1) writing to Investor Relations, Campbell Soup Company, 1 Campbell Place, Camden, NJ 08103; or
- (2) emailing the Company’s Investor Relations Department at IR@campbells.com.

These documents are or will be available on our corporate website at www.investor.campbellsoupcompany.com.

Shareholders may elect to receive future distributions of annual reports and proxy statements by electronic delivery and vote Campbell shares online. To take advantage of this service you will need an email account and access to an Internet browser. To enroll, go to the Resources portion of our website at www.investor.campbellsoupcompany.com and click on “E-Delivery”.

PROXY STATEMENT SUMMARY	4
2023 ANNUAL MEETING INFORMATION	12
ITEM 1 — ELECTION OF DIRECTORS	15
DIRECTOR QUALIFICATIONS AND BOARD COMPOSITION	15
DIRECTOR NOMINEES	18
CORPORATE GOVERNANCE POLICIES AND PRACTICES	26
BOARD LEADERSHIP STRUCTURE	26
DIRECTOR INDEPENDENCE	26
MAJORITY VOTING	27
PROCESS FOR NOMINATION AND EVALUATION OF DIRECTOR CANDIDATES	27
EVALUATIONS OF BOARD PERFORMANCE	28
TRANSACTIONS WITH RELATED PERSONS	28
BOARD OVERSIGHT OF ENTERPRISE RISK	29
INFORMATION SECURITY	30
ENVIRONMENTAL, SOCIAL AND GOVERNANCE	30
SOCIAL IMPACT	32
SHAREHOLDER ENGAGEMENT	32
DIRECTOR ORIENTATION AND CONTINUING EDUCATION	33
DIRECTOR SERVICE ON OTHER PUBLIC COMPANY BOARDS	33
CODE OF ETHICS	33
COMMUNICATING WITH THE BOARD	33
BOARD MEETINGS AND COMMITTEES	34
COMPENSATION OF DIRECTORS	36
ITEM 2 — RATIFICATION OF APPOINTMENT OF INDEPENDENT REGISTERED PUBLIC ACCOUNTING FIRM	38
ITEM 3 — ADVISORY VOTE ON FISCAL 2023 EXECUTIVE COMPENSATION	41
ITEM 4 — ADVISORY VOTE ON THE FREQUENCY OF FUTURE ADVISORY VOTES ON EXECUTIVE COMPENSATION	42
COMPENSATION DISCUSSION AND ANALYSIS (“CD&A”)	43
COMPENSATION AND ORGANIZATION COMMITTEE REPORT	58
EXECUTIVE COMPENSATION TABLES	59
CEO PAY RATIO DISCLOSURE	75
PAY VERSUS PERFORMANCE DISCLOSURE	75
ITEM 5 — SHAREHOLDER PROPOSAL – CAGE-FREE EGG CONVERSION PLAN PROGRESS REPORT	78
ITEM 6 — SHAREHOLDER PROPOSAL - 401(K) RETIREMENT FUND INVESTMENT REPORT	80
VOTING SECURITIES AND PRINCIPAL SHAREHOLDERS	82
OWNERSHIP OF DIRECTORS AND EXECUTIVE OFFICERS	82
PRINCIPAL SHAREHOLDERS	83
OTHER INFORMATION	84
SUBMISSION OF SHAREHOLDER PROPOSALS FOR 2024 ANNUAL MEETING	84
OTHER MATTERS	84
APPENDIX A	85
NON-GAAP FINANCIAL MEASURES	85

PROXY STATEMENT SUMMARY

The Board of Directors (the “Board”) of Campbell Soup Company (the “Company,” “we,” “us,” “our” or “Campbell”) is furnishing this proxy statement and soliciting proxies in connection with the proposals to be voted on at the Campbell Soup Company 2023 Annual Meeting of Shareholders (“2023 Annual Meeting”) and any postponements or adjournments thereof. This summary highlights certain information contained in this proxy statement but does not contain all the information you should consider when voting your shares. Please read the entire proxy statement carefully before voting.

2023 Annual Meeting Information		Meeting Agenda	
Date	November 29, 2023	Proposals	<ul style="list-style-type: none"> Election of 12 Board-recommended director nominees to the Board of Directors for a one-year term Ratification of the appointment of PricewaterhouseCoopers LLP as our independent registered public accounting firm for fiscal 2024 “Say on Pay” advisory resolution to approve fiscal 2023 executive compensation Advisory vote on the frequency of future “Say on Pay” advisory votes A shareholder proposal regarding a report relating to the progress of our cage-free egg commitment, if properly presented at the 2023 Annual Meeting A shareholder proposal regarding a report on how the Company is protecting 401(k) retirement fund plan beneficiaries with a longer investment time horizon from future portfolio risk created by present-day investments in high carbon companies, if properly presented at the 2023 Annual Meeting Transact other business that may properly come before the meeting
Time	9:00 a.m. Eastern Time		
Location	Live Webcast at: http://www.meetnow.global/CPB2023		
Record Date	October 2, 2023		
Admission	To attend the live webcast of the 2023 Annual Meeting, you will need to log in to http://www.meetnow.global/CPB2023 and use the 15-digit control number shown on your Notice of Internet Availability of Proxy Materials, proxy card or voting instructions form.		
Stock Symbol	CPB		
Stock Exchange	New York Stock Exchange (“NYSE”)		
Corporate Website	www.campbellsoupcompany.com		

VOTING MATTERS AND VOTE RECOMMENDATIONS

Item	Board Recommendation	Vote Standard	Reasons for Recommendation	More Information
1. Election of 12 Board recommended director nominees to the Board of Directors for a one-year term	FOR EACH NOMINEE	Majority of the votes cast	The Board and the Governance Committee believe the individuals recommended by the Board possess the skills, experience and qualifications to effectively monitor performance, provide oversight and support management’s execution of Campbell’s long-term strategy.	Page 15
2. Ratification of the appointment of PricewaterhouseCoopers LLP as our independent registered public accounting firm for fiscal 2024	FOR	Majority of the votes cast	The Audit Committee believes that the re-appointment of PricewaterhouseCoopers LLP is in the best interests of Campbell and our shareholders.	Page 38
3. “Say on Pay” advisory resolution to approve fiscal 2023 executive compensation	FOR	Majority of the votes cast	The Board and the Compensation and Organization Committee believe our executive compensation program incorporates a number of compensation governance best practices and aligns to performance.	Page 41
4. Advisory vote on the frequency of future “Say on Pay” advisory votes	ONE YEAR	Highest number of votes cast	The Board and the Compensation and Organization Committee believe that continuing to conduct an annual “Say on Pay” advisory vote will allow shareholders to provide timely, direct input on our executive compensation program.	Page 42
5. Shareholder Proposal – Cage Free-Egg Conversion Plan Progress Report	AGAINST	Majority of the votes cast	The Board believes that the Company adequately communicates policies and progress regarding its cage-free egg commitment.	Page 78
6. Shareholder Proposal – 401(k) Retirement Fund Investment Report	AGAINST	Majority of the votes cast	The 401(k) plan fiduciary, not the Board, is responsible for selecting 401(k) investment options solely in the interests of plan participants and beneficiaries.	Page 80

How to Vote

Even if you plan to attend the live webcast of the 2023 Annual Meeting, please vote in advance of the meeting using one of the following voting methods (see page 12 for additional details). If you are voting via the Internet or by telephone, be sure to have your proxy card or voting instruction form in hand and follow the instructions. You can vote any of three ways:

Internet



Using the Internet and voting at the website listed on the proxy card or e-proxy notice.

Telephone



Using the toll-free phone number listed on the proxy card/voting instruction form.

Mail



Signing, dating and mailing the proxy card in the enclosed postage paid envelope.

OUR STRATEGY

Our strategy is to deliver profitable growth by focusing on our core brands in two divisions within North America. This strategy is based on four pillars:

- Building a winning team and culture;
- Accelerating profitable growth;
- Fueling investments and margins with targeted cost savings; and
- Delivering on the promise of our purpose.

FISCAL 2023 PERFORMANCE

In fiscal 2023 we delivered strong growth across our key financial metrics, coming in ahead of our initial expectations and advancing many of our key strategic initiatives. Collectively, we continued to solidify the foundation that has delivered consistent and dependable results over the past several years.

On August 31, 2023, we announced our fiscal 2023 financial results, which included:

- Net sales of \$9.357 billion, an increase of 9% versus 2022
- Organic net sales of \$9.382 billion, an increase of 10% versus 2022
- Earnings before interest and taxes ("EBIT") of \$1.312 billion, an increase of 13% versus 2022
- Adjusted EBIT of \$1.367 billion, an increase of 5% versus 2022
- Earnings per share ("EPS") of \$2.85, an increase of 14% versus 2022
- Adjusted EPS of \$3.00, an increase of 5% versus 2022
- Cash flows from operations of \$1.143 billion, versus \$1.181 billion in 2022
- Snacks net sales and operating earnings increased 13% and 24%, respectively, versus 2022
- Meals & Beverages net sales and operating earnings increased 7% and 2%, respectively, versus 2022

These results reflect the effective execution of our focused strategy, along with the sustained consumer demand for our brands. We have further enhanced the equity of our brands, invested in additional capacity for future growth and strengthened our capabilities.

We encourage you to review our Annual Report to Shareholders that will accompany this Proxy Statement for additional information on our fiscal 2023 performance and our financial results. Information on items impacting comparability is available in Appendix A, which also provides a reconciliation of organic net sales, adjusted EBIT and adjusted EPS, which are non-GAAP measures, to their most comparable GAAP measures.

FISCAL 2023 COMMUNITY & SUSTAINABILITY WINS

In fiscal 2023 we focused on strengthening and empowering vibrant communities through our employee engagement and grantmaking programs. The Campbell's Foundation's grantmaking enabled nonprofit organizations in Campbell communities to engage in a range of important community work focused on increasing food access, encouraging healthy living and nurturing neighborhoods. In fiscal 2023 Community Impact Grants totaling \$800,000 were awarded to support our Campbell communities.

This year's Campbell Cares Days of Service resulted in over 4,300 volunteer hours, with employees completing more than 100 in-person volunteer projects across 27 Campbell locations. From hosting community clean-ups and donation drives to preparing and serving meals at local food organizations, thousands of employees gave back to our communities. Our annual employee giving campaign also raised more than \$1.3 million for nonprofit organizations through employee contributions and foundation matches, supporting over 1,400 organizations across our communities.

In fiscal 2023 we grew our signature program, Full Futures, which is aimed at fostering a school nutrition environment that ensures all students are well nourished and ready to thrive at school and in life. The goal of Full Futures is to create sustainable, scalable changes in school nutrition. Full Futures-Camden completed its second year in fiscal 2023, and we also launched Full Futures-Charlotte, with a total investment of over \$1.1 million in the program across both locations.

Our focus on sustainability remained strong in fiscal 2023. We signed a virtual power purchase agreement that is expected to result in a significant reduction in reported enterprise Scope 2 greenhouse gas emissions. The agreement, which started in July 2023, is an important step toward achieving our science-based target to reduce absolute Scope 1 and 2 greenhouse gas emissions 42% by fiscal 2030 from a fiscal 2020 base year. To help achieve our target to reduce Scope 3 greenhouse gas emissions from purchased goods and services and upstream transportation and distribution by 25% within the same timeframe, we spent the year engaging and exploring opportunities with major suppliers. We also advanced our sustainable agriculture efforts, launching a regenerative practices fund to expand our collaboration with tomato farmers and starting a regenerative wheat pilot project. We made meaningful progress against our animal welfare commitments. And we maintained our commitment to transparency and disclosure, publishing—for the 14th consecutive year—a detailed Corporate Responsibility Report which included information referencing the Global Reporting Initiative, Sustainability Accounting Standards Board, Task Force on Climate-related Financial Disclosures, and UN Global Compact reporting frameworks. The report can be accessed at www.campbellsoupcompany.com/our-impact/reports-and-policies/, but is not, and will not be deemed to be a part of this proxy statement or incorporated by reference into any of our filings with the SEC. See pages 30 through 32 for more information about our environmental, social and governance ("ESG") activities.

ITEM 1: ELECTION OF DIRECTORS

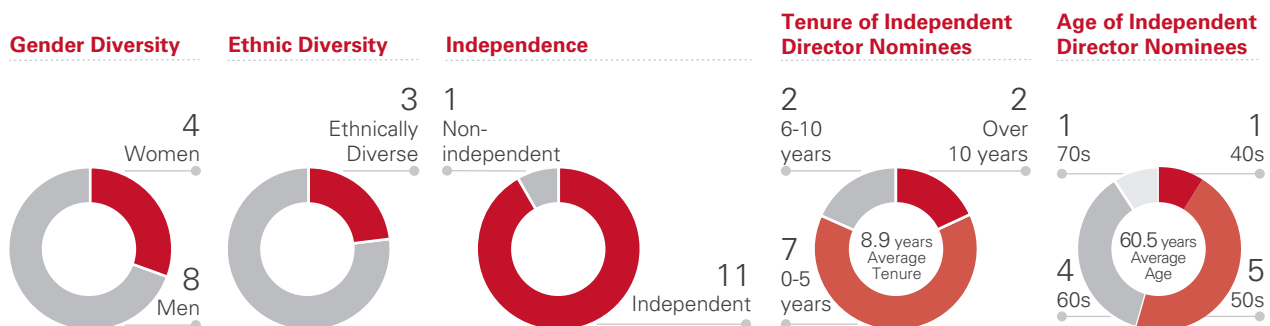
DIRECTOR NOMINEES

Your Board recommends a vote FOR all of the nominees listed below:

Name	Age	Director Since	Board Committee Composition				
			Independent	Audit	Comp. & Org.	Finance & Corp. Dev.	Governance
Fabiola R. Arredondo	56	2017	✓	✓		✓	
Howard M. Averill <i>(Audit Committee Financial Expert)</i>	59	2017	✓	✓(C)		✓	
Mark A. Clouse	55	2019					
Bennett Dorrance, Jr.	52	2022	✓	✓		✓	
Maria Teresa (Tessa) Hilado <i>(Audit Committee Financial Expert)</i>	59	2018	✓	✓		✓ (C)	
Grant H. Hill	51	2021	✓		✓		✓
Sarah Hofstetter	49	2018	✓	✓			✓
Marc B. Lautenbach	62	2014	✓		✓ (C)	✓	
Mary Alice D. Malone	73	1990	✓		✓		✓
Keith R. McLoughlin <i>Independent Board Chair</i>	67	2016	✓				
Kurt T. Schmidt	66	2018	✓		✓		✓
Archbold D. van Beuren	66	2009	✓	✓			✓ (C)

Committee composition shown above is as of the date of this proxy statement. Current committee assignments are indicated by a (✓), and committee chairs are indicated by (C). Additional information about each nominee's background and experience can be found beginning on page 18.

COMPOSITION OF THE CAMPBELL SOUP COMPANY DIRECTOR NOMINEES



We have a diverse, independent Board. Four of our 12 Director nominees are women, three of our 12 Director nominees are ethnically diverse with one identifying as Asian, one identifying as Hispanic, and one identifying as African-American, and 11 of our 12 Director nominees are independent, including our Board Chair. All members of the Audit, Compensation and Organization, Finance and Corporate Development and Governance Committees are independent.

The Board is composed of Directors who bring a mix of fresh perspectives and deeper experience, and includes three who are descendants of our founder. Since the beginning of 2016, we have refreshed the Board with the addition of nine new independent directors. The average tenure of our non-management director nominees is approximately 8.9 years. All Directors are committed to the Company's long-term success and creating value for all shareholders.

Skills and Experience

As a group, our independent Director nominees possess a broad range of experience and skills including:



➔ See Director biographies beginning on page 18 for further detail.

Corporate Governance Highlights

Director and Committee Independence	<ul style="list-style-type: none">11 of 12 director nominees are independent4 fully independent Board committees: Audit, Compensation and Organization, Finance and Corporate Development and Governance
Board Accountability	<ul style="list-style-type: none">Annual election of directorsSimple majority voting standard in uncontested electionsShareholder ability to act by written consent and call special meeting
Board Leadership	<ul style="list-style-type: none">Independent Board Chair
Board Evaluation and Effectiveness	<ul style="list-style-type: none">Annual Board and Committee self-assessmentsAnnual director evaluationsAnnual independent director evaluation of the Board Chair and the CEO
Board Refreshment and Diversity	<ul style="list-style-type: none">Balance of new and experienced directors, with tenure of independent director nominees averaging 8.9 yearsAdded 9 new independent directors since the beginning of 20164 of 12 director nominees are women3 of 12 director nominees are ethnically diverseAverage age of independent director nominees is 60.5 years
Director Engagement	<ul style="list-style-type: none">All directors attended at least 91% of Board and Committee meetings in fiscal 2023Corporate Governance Standards limit director membership on other public company boardsShareholder ability to contact directors (as described on page 33)
Director Access	<ul style="list-style-type: none">Significant interaction with senior business leaders through regular business reviews and board presentationsDirectors have access to senior management and other employeesDirectors have the ability to hire outside experts and consultants as they deem necessary
Clawback and Anti-Hedging Policies	<ul style="list-style-type: none">Clawback policy permits the Company to recoup incentive compensation upon a material financial restatement resulting from fraud or intentional misconductPerformance share award agreements allow clawback for a breach of a duty of loyaltyInsider Trading Policy prohibits all directors, officers and employees from engaging in any hedging investments involving Campbell stock
Share Ownership	<ul style="list-style-type: none">Robust stock ownership guidelines for directors and executive officers<ul style="list-style-type: none">CEO required to hold shares equivalent to 6x salaryOther named executive officers are required to hold shares equivalent to 3.5x salaryDirectors required to hold shares equivalent to 5x the cash portion of their annual retainer within five years of first joining the Board

ITEM 2: RATIFICATION OF AUDITORS

Based on the Audit Committee's assessment of PricewaterhouseCoopers LLP's performance, qualifications and independence, it believes their re-appointment for fiscal 2024 is in the best interests of Campbell and our shareholders. Shareholder ratification of the appointment is not required under the laws of the State of New Jersey or our Certificate of Incorporation or By-Laws, but as a matter of good corporate governance, the Board is submitting this proposal to shareholders. Even if the appointment is ratified, the Audit Committee may select a different audit firm at any time during the year if it determines that this would be in the best interests of Campbell and our shareholders.

ITEM 3: ADVISORY VOTE ON FISCAL 2023 EXECUTIVE COMPENSATION

We offer a total compensation package that is designed to attract, motivate and retain the caliber of talent needed to deliver successful business performance in absolute terms and relative to competition. Our compensation program is designed to link pay to Company, division and individual performance.

The objectives of our executive compensation program are to:



Align the financial interests of our named executive officers (“NEOs”) with those of our shareholders, in both the short and long term



Provide incentives for achieving and exceeding our short- and long-term goals



Attract, motivate and retain key executives by providing total compensation that is competitive with compensation paid at other companies in the food, beverage and consumer products industries



Differentiate the level of compensation based on individual and business unit performance, leadership potential and level of responsibility within the organization

Our executive compensation program reflects the following best practices:

WE DO

- ✓ Maintain a strong alignment between corporate performance and compensation
- ✓ Annually review the risk profile of our compensation programs and maintain risk mitigators
- ✓ Use an independent compensation consultant retained directly by the Compensation and Organization Committee
- ✓ Use “double-trigger” change in control provisions in all change in control agreements with our NEOs
- ✓ Have a policy that allows for the clawback of incentive compensation upon a material financial restatement resulting from fraud or intentional misconduct and have performance share award agreements that allow for award clawback in the event of a breach of duty of loyalty
- ✓ Maintain robust stock ownership guidelines for all executive officers

WE DO NOT

- ✗ Have an employment agreement with our Chief Executive Officer or any other NEO
- ✗ Pay dividends or dividend equivalents to NEOs on unearned equity awards
- ✗ Reprice stock options without the approval of Campbell shareholders
- ✗ Provide tax-gross ups in any change in control agreement
- ✗ Allow any directors or officers to hedge Campbell common stock
- ✗ Allow any directors or executive officers to pledge Campbell common stock

Our pay mix places the greatest emphasis on performance-based incentives, which are not guaranteed. Approximately 89% of our Chief Executive Officer’s fiscal 2023 target total direct compensation, and approximately 76% of the average fiscal 2023 target total direct compensation of our other NEOs, was at risk:

CEO

89% at-risk

Base Salary 11%	Bonus 19%	LTI 70%
---------------------------	---------------------	-------------------

Other NEOs

76% at-risk

Base Salary 24%	Bonus 21%	LTI 55%
---------------------------	---------------------	-------------------

Please see the Compensation Discussion and Analysis, beginning on page 43, for a more detailed discussion of our executive compensation program.

ITEM 4: ADVISORY VOTE ON THE FREQUENCY OF FUTURE ADVISORY VOTES ON EXECUTIVE COMPENSATION

The Board, based upon a recommendation of the Compensation and Organization Committee, believes that continuing to conduct an annual “Say on Pay” advisory vote is the most appropriate choice for Campbell. This frequency will allow shareholders to provide timely, direct input on our executive compensation program. Because this is an advisory vote and not binding, the Board may decide that it is in the best interests of Campbell and our shareholders to hold a “Say on Pay” advisory vote at a frequency other than the option selected by shareholders,

Please see the discussion beginning on page 42 for a more detailed discussion of the advisory vote on frequency of future advisory votes.

2023 ANNUAL MEETING INFORMATION

2023 Proxy Materials

Why am I receiving these proxy materials?

You received printed versions of these materials because you owned shares of Campbell common stock on October 2, 2023, the record date, and that entitles you to notice of, and to vote at, the 2023 Annual Meeting. This proxy statement describes the matters to be voted on at the meeting and provides information on those matters. The proxy materials (which include our annual report to shareholders for the fiscal year ended July 30, 2023) provide certain information about the Company that we must disclose to you when the Board of Directors solicits your proxy.

Why did I receive a Notice Regarding Internet Availability of Proxy Materials instead of printed proxy materials?

In accordance with SEC rules, instead of mailing a paper copy of our proxy materials to all of our shareholders, we have again decided to provide access to our proxy materials to many shareholders via the Internet. We believe this decision reduces both the amount of paper necessary to produce the materials and the costs associated with mailing the materials to all shareholders.

On or about October 17, 2023, we sent a Notice Regarding Internet Availability of Proxy Materials (“Notice”) to most of our shareholders. These shareholders have the ability to access the proxy materials on a website referred to in the Notice, or request to receive a printed set of the proxy materials by calling the toll-free number found on the Notice. We encourage you to take advantage of the availability of the proxy materials on the Internet in order to help reduce the environmental impact of the 2023 Annual Meeting.

How can I get a paper copy of the proxy materials?

The Notice contains instructions on how to obtain a paper copy of all proxy materials – including this proxy statement, our 2023 Annual Report to Shareholders and a proxy card. If you would like to receive paper copies of our proxy materials, please follow the instructions on the Notice and submit your request

Voting Procedures

Who may vote at the 2023 Annual Meeting?

Only shareholders of record at the close of business on October 2, 2023, the record date for the meeting, are entitled to notice of, and to vote at, the 2023 Annual Meeting and any adjournment or postponement thereof.

How do I vote?

Whether you are a shareholder of record or a beneficial owner whose shares are held in street name, you can vote any one of four ways:

- **Via the Internet.** You may vote by visiting the website and entering the control number found in the Notice, proxy card or voting instruction form.
- **By Telephone.** You may vote by calling the toll-free number found in the Notice, proxy card or voting instruction form.

by November 19, 2023 to ensure that you receive the materials before the 2023 Annual Meeting. We encourage our shareholders to elect to receive future proxy materials electronically by e-mail to support our sustainability efforts.

How can I get electronic access to the proxy materials?

Shareholders may elect to receive future distributions of proxy materials by electronic delivery. To take advantage of this service you will need an email account and access to an Internet browser. To enroll, go to the Resources portion of our website at www.investor.campbellsoupcompany.com and click on “E-Delivery.” Your enrollment for electronic delivery of proxy materials will remain in effect until you terminate it or for so long as the email address provided by you is valid.

Registered shareholders (your shares are registered in your own name with our transfer agent) may access the 2023 proxy materials at www.envisionreports.com/cpb. Shareholders who are the beneficial owners of shares held in street name (you hold your shares through a broker, bank or other holder of record) may access the 2023 proxy materials at: www.edocumentview.com/cpb. Our 2023 proxy materials are also available on our website at www.investor.campbellsoupcompany.com.

What is “householding”?

We are sending only one Notice or one copy of our proxy materials to shareholders who share the same last name and address, unless they have notified us that they want to receive multiple copies. This practice, known as “householding,” is designed to reduce duplicate mailings and printing and postage costs. If any shareholder residing at such address wishes to receive a separate copy of our proxy materials in the future, or, if any shareholders sharing an address are receiving multiple copies of the Notice or proxy materials and would like to request delivery of a single copy, he or she may contact the Office of the Corporate Secretary, Campbell Soup Company, 1 Campbell Place, Camden, NJ 08103.

- **By Mail.** If you received or requested printed copies of the proxy materials by mail, you may vote by proxy by filling out the proxy card (if you are a shareholder of record) or voting instruction form (if you are a beneficial owner) and sending it back in the postage-paid envelope provided.
- **The Annual Meeting.** You are encouraged to vote beforehand by Internet, telephone or mail. You also may vote during the 2023 Annual Meeting even if you have already voted in advance. If you are a shareholder of record and you plan to attend the live audio webcast of the 2023 Annual Meeting, go to <http://www.meetnow.global/CPB2023> on the day of the meeting. You will also need the 15-digit control number found on your Notice of Internet Availability, your proxy card or the instructions that accompany your proxy materials to login and vote. If you are the beneficial owner of shares held for you by a broker and you would like to vote your shares electronically at the 2023 Annual Meeting, you must register in advance using the instructions below.

How do I register to attend the 2023 Annual Meeting via Live Webcast?

If you are a registered shareholder (your shares are registered in your own name with our transfer agent, Computershare), you do not need to register to attend the 2023 Annual Meeting via live webcast. Please follow the instructions on the notice or proxy card that you received.

If you hold your shares through an intermediary, such as a bank or broker, and you want to vote or ask a question at the 2023 Annual Meeting, you must register in advance to attend the 2023 Annual Meeting via live webcast. Otherwise, you may enter the webcast as a guest. To register to attend the 2023 Annual Meeting via live webcast as a shareholder you must submit a legal proxy reflecting your Campbell Soup Company holdings along with your name and email address to our transfer agent, Computershare. Requests for registration must be labeled as "Legal Proxy" and be received no later than 5:00 p.m., Eastern Time, on November 21, 2023. You will receive a confirmation of your registration by email after we receive your registration materials. Requests for registration should be directed to us at the following:

- **By Email.** Forward the email from your broker, or attach an image of your legal proxy, to legalproxy@computershare.com.
- **By Mail.** Send to Computershare, Campbell Soup Company Legal Proxy, P.O. Box 43006, Providence, RI 02940-3001.

What constitutes a quorum at the 2023 Annual Meeting?

The holders of record of a majority of the shares of the Company issued and outstanding and entitled to vote at the 2023 Annual Meeting present in person or represented by proxy will constitute a quorum, which is the minimum number of shareholders that must be present or represented by proxy at the meeting to transact business. Votes "for" and "against," "abstentions" and "broker non-votes" will all be counted as present to determine whether a quorum has been established. As of October 2, 2023, we had 297,621,944 shares of common stock issued, outstanding and entitled to vote at the 2023 Annual Meeting.

Once a share is counted as present at the meeting, it will be deemed present for quorum purposes for the entire meeting and for any adjournments of the meeting unless a new record date is set.

What is the voting requirement to approve each of the proposals?

Assuming a quorum is present, the affirmative vote of a majority of the votes cast is required to approve each proposal except the proposal on the frequency of future "say on pay" votes, which will be decided by the highest number of votes cast.

Can I revoke my proxy or change my vote after I vote by proxy?

Yes, you may revoke your proxy or change your vote at any time prior to the 2023 Annual Meeting by:

- voting again via the Internet or by telephone,
- completing, signing, dating and returning a new proxy card or voting instruction card with a later date, or
- notifying the Office of the Corporate Secretary in writing that you are revoking your vote and attending the 2023 Annual Meeting and voting in person.

How do abstentions, unmarked proxy cards and broker non-votes affect the voting results?

Abstentions: Abstentions will not count as votes cast "for" or "against" a matter, and therefore will not affect the voting results.

Unmarked proxy cards: If you sign and return a proxy card or voting instruction card but do not mark how your shares are to be voted, the individuals named as proxies will vote your shares, if permitted, in accordance with the Board's recommendations.

Broker Non-Votes: If you are the beneficial owner of shares held for you by a broker, your broker must vote those shares in accordance with your instructions. If you do not provide your broker with instructions as to how to vote such shares, your broker will only be able to vote your shares at its discretion on certain "routine" matters as permitted by NYSE rules. Item 2 – Ratification of Appointment of Independent Registered Public Accounting Firm is the only proposal considered a routine matter to be presented at the 2023 Annual Meeting. Brokers will not be permitted to vote your shares on any of the other matters presented at the 2023 Annual Meeting without your voting instructions. If you do not provide voting instructions on these matters, including the election of the director nominees named herein, the shares will be considered "broker non-votes" with respect to such matters. Broker non-votes are included in the number of shares considered to be present at the meeting for purposes of determining a quorum, but will not count as votes cast "for" or "against" any director nominee or other proposal.

How do I vote my 401(k) Plan shares?

To vote your Campbell Soup Company 401(k) Retirement Plan shares, you must sign and return the proxy card or vote via the Internet or telephone as instructed in the proxy materials. If you do not provide voting instructions by November 21, 2023, the trustee will vote your shares in the same proportion as the shares of other participants for which the trustee has received proper voting instructions.

Where can I find the voting results of the 2023 Annual Meeting?

We expect to announce preliminary voting results at the 2023 Annual Meeting. We will also disclose the voting results on a Form 8-K filed with the SEC on or before December 5, 2023.

How are proxies solicited and what is the cost?

This solicitation of proxies is authorized by, and made on behalf of, our Board of Directors, and we will bear the cost.

Proxy solicitation material will be distributed to shareholders and our directors, officers and employees may communicate with shareholders to solicit their proxies.

They will not receive any additional compensation for these activities. Brokers, banks and others holding stock in their names, or in names of nominees, may request and forward proxy solicitation material to beneficial owners and seek authority for execution of proxies, and we will reimburse them for their expenses in so doing at the rates approved by the NYSE. We have retained D.F. King & Co., Inc. to assist us with the solicitation of proxies for a fee of \$15,000 plus reimbursement of expenses.

Attending the 2023 Annual Meeting

How can I attend the 2023 Annual Meeting via Live Webcast?

This year's Annual Meeting of Shareholders will be conducted solely via live webcast, and shareholders will not be able to physically attend the meeting.

The live webcast of the 2023 Annual Meeting will begin at 9:00 a.m. Eastern Time on Wednesday, November 29, 2023. Online access to the audio webcast will be open prior to the start of the 2023 Annual Meeting. To attend the virtual meeting, go to <http://www.meetnow.global/CPB2023>. In order to vote and examine the Company's share list during the Annual Meeting, you will also need the 15-digit control number found on your Notice of Internet Availability, your proxy card or on the instructions that accompany your proxy materials.

ITEM 1 — ELECTION OF DIRECTORS

Our Board has general oversight responsibility for the Company's affairs pursuant to the New Jersey Business Corporation Act and the Company's Restated Certificate of Incorporation and By-Laws. In exercising its fiduciary duties, the Board represents and acts on behalf of the Company's shareholders and is committed to strong corporate governance, as reflected through its policies and practices. The Board is deeply involved in the Company's strategic planning process, leadership development, succession planning, and oversight of risk management.

The Campbell By-Laws give the Board the authority to determine the number of directors. The Board is currently comprised of 13 directors, 12 of whom have been nominated by the Board for re-election. Mr. Bilbrey has chosen not to stand for re-election due to his return to a role with a greater executive requirement, and his current term will end as of the 2023 Annual Meeting. Mr. Bilbrey's decision to not stand for re-election was not due to any disagreement with Campbell on any matter relating to our operations, policies or practices. Effective following the 2023 Annual Meeting, the Board's size will be reduced to 12 directors.

As described in our Corporate Governance Standards, it is the policy of the Board that no person may stand for election to the Board after reaching age 72. However, upon recommendation of

the Governance Committee, the Board may waive this policy if it determines that because of the individual's unique capabilities and/or due to special circumstances, such re-nomination is in the best interests of the Company and its shareholders. Consistent with last year, when conducting its annual assessment of incumbent directors in advance of its recommendation of a slate of nominees for appointment to the Board, the Governance Committee determined that although she is aged 73, Ms. Malone's status as a descendant of the Company's founder and as a significant shareholder give her unique capabilities as a director. As a result, the Governance Committee recommended to the Board that it waive the retirement age policy to permit Ms. Malone to stand for re-election at the 2023 Annual Meeting. The Board concurred with the Governance Committee's recommendation, and approved Ms. Malone's re-nomination. Ms. Malone and Mr. Dorrance, Jr. recused themselves from all Committee and Board discussions of the waiver and abstained from the vote.

Directors are to be elected to hold office until the next Annual Meeting of Shareholders and until their successors are elected and shall have qualified, or until their earlier resignation, retirement or removal. Directors are elected by a majority of the votes cast; abstentions and broker non-votes will not be counted as votes cast on this proposal.

DIRECTOR QUALIFICATIONS AND BOARD COMPOSITION

The Governance Committee is responsible for investigating, reviewing and evaluating the qualifications of candidates for membership on the Board and for assessing the contributions and performance of directors eligible for re-election. It is also responsible for recommending director nominees for approval by the Board and nomination for election by shareholders.

Campbell is a manufacturer and marketer of high-quality, branded food and beverage products. A company of our size must have strong governance, as well as leaders who understand our diverse consumers and business needs. The Governance Committee strives to maintain an engaged, independent Board with broad and diverse experience and judgment that is committed to representing the long-term interests of our shareholders. The Governance Committee works with the Board to determine the composition of the Board as a whole and believes that the current composition of

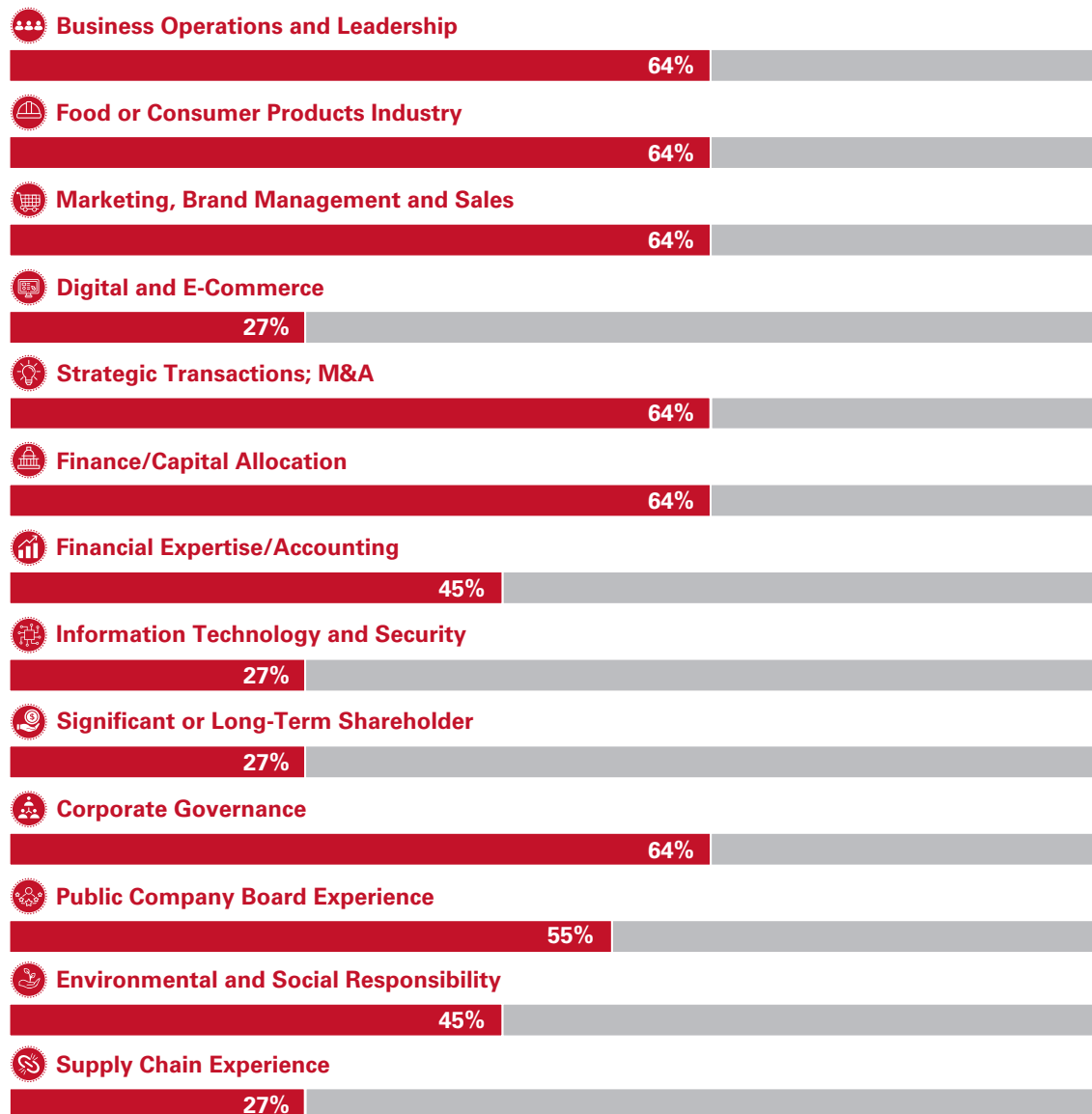
the Board reflects an appropriate mix of tenure, skill sets, experience, and qualifications that are relevant to the business and governance of the Company.

The Governance Committee believes that all directors should be persons of the highest personal and professional ethics, integrity and values who abide by exemplary standards of business and professional conduct and demonstrate commitment to representing the long-term interests of the Company's shareholders. Directors should bring an inquisitive and objective perspective, practical wisdom and mature judgment to the Board and be committed to devoting the time and attention necessary to fulfill their duties and responsibilities. In furtherance of these objectives, the Governance Committee considers a wide range of factors when nominating candidates for election to the Board, including:

- **Skills, leadership experience and professional expertise.** The Governance Committee is committed to ensuring we have an experienced, qualified Board that has the collective skills, leadership experience and professional expertise gained through work experience and board service, in areas relevant to Campbell, such as:
 - **Business Operations and Leadership** - Is or has been the Chief Executive Officer, Chief Operating Officer or other C-suite officer of a large public or private corporation. Directors with C-suite leadership experience demonstrate a practical understanding of strategy, risk management, talent management and how large organizations operate.
 - **Food or Consumer Products Industry** - Has experience in the food or consumer products industry, or other complementary field, such as retail. Directors with experience in dealing with consumers, particularly in the areas of producing and selling products or services to consumers, provide valuable market and consumer insights, as well as contribute a broad understanding of industry trends.
 - **Marketing, Brand Management and Sales** - Has experience in marketing, brand management, marketing strategy and sales. Directors with experience identifying, developing and marketing new products, as well as identifying new areas for existing products, can positively impact the Company's operational results, including by helping the Company understand and anticipate evolving marketing practices.

- **Digital and e-Commerce** - Has experience in data analytics, digital marketing, new media or implementing new technologies to drive efficiencies and deliver commercial advantage. Directors who have experience in identifying and implementing digital platforms and new consumer channels will provide guidance and oversight for the Company's e-commerce, omni-channel and digital businesses.
 - **Strategic Transactions; Mergers & Acquisitions** - Has experience with complex strategic transactions, including mergers, acquisitions and divestitures, as well as the successful integration of acquired businesses. Directors who have experience leading organizations through significant strategic transactions, including acquisitions, divestitures and integration, will provide guidance and oversight as the Company implements its strategy.
 - **Finance / Capital Allocation** - Has experience allocating capital resources across a large, complex enterprise. Directors with experience allocating capital for large and complex enterprises is important to achieving our financial and strategic objectives, as these individuals provide valuable insights as the Company continues to reduce costs, optimize its manufacturing network and efficiently allocate capital.
 - **Financial Expertise / Accounting** - Has experience in and an understanding of financial reporting and accounting processes and complex financial transactions. Directors with an understanding of financial reporting and accounting processes, particularly in large, global businesses, are essential for ensuring effective oversight of the Company's financial measures and processes.
 - **Information Technology and Security** - Has experience with information technology and security. Directors with expertise in information technology and security provide helpful oversight with respect to cybersecurity matters and the use of technology and modernization of the Company's technology infrastructure to enhance the efficiency of our operations.
 - **Significant or Long-Term Shareholder** - Has the perspective of an investor who is interested in the long-term prospects of the Company. A director who is also a long-term, significant shareholder of the Company is aligned with our shareholders by being focused on the long-term health and vitality of the Company and establishing a solid foundation for future growth and profitability.
 - **Corporate Governance** - Has experience in the corporate governance of sophisticated public or private entities. Good corporate governance accompanies and greatly aids the Company's long-term business success and furthers the goals of greater transparency and accountability.
 - **Public Company Board Experience** - Has sufficient applicable experience to understand fully the legal and other responsibilities of an independent director of a U.S.-based public company. Directors with experience serving as directors of other U.S. public companies helps ensure the Board deeply understands its duties.
 - **Environmental and Social Responsibility** - Has experience in sustainability, social responsibility, and inclusion and diversity issues. Environmental stewardship, diversity, and equity and inclusion are values embedded in our culture and fundamental to our business. Directors with experience and exposure in identifying the risks and opportunities in these areas can help the Company identify value-creation strategies and creation of goals that will have the most impact in these areas.
 - **Supply Chain Experience** - Has experience managing or overseeing supply chain strategy and execution across a large, complex enterprise. Directors with supply chain experience offer valuable insights into supply chain execution and provide guidance to assist the Company in executing its strategic priorities.
- **Enhancing the Board's diversity.** Although the Board does not have a specific diversity policy, the Governance Committee takes into account a nominee's ability to contribute to the diversity of skills, backgrounds, perspectives and experience of the Board. It considers the race, ethnicity, gender, age, cultural background and professional experience of each nominee and of the Board as a whole. For this year's election, the Board has nominated 12 individuals who bring valuable diversity to the Board. Their collective experience covers a wide range of countries, geographies and industries. The Board's 12 director nominees range in age from 49 to 73. Four of these director nominees, or approximately 33%, are women. Three of these director nominees, or approximately 25%, are ethnically diverse with one identifying as Asian, one identifying as Hispanic and one identifying as African-American.
 - **Ensuring a balanced mix of tenures.** The Governance Committee believes it is important to maintain a mix of experienced directors with a deep understanding of our business and others who bring a fresh perspective. We have added nine new independent directors to our Board since the beginning of 2016, including five new independent directors since 2018. The average tenure of our independent director nominees is approximately 8.9 years.
 - **Complying with applicable independence standards and policies on conflicts.** The Governance Committee considers potential competitive restrictions, other positions the director has held or holds (including other board memberships) and director independence. It believes that any nominee for election to the Board should be willing and able to devote the proper time and attention to fulfill the responsibilities of a director and have no conflicts of interest arising from other relationships or obligations.

The Board has carefully considered whether the slate of director nominees, taken as a whole, fulfills the objectives for Board composition noted above. The independent director nominees collectively have a mix of various skills and qualifications, as set forth in the skills matrix below. These collective attributes enable the Board to provide insightful leadership as it strives to advance our strategies and deliver value to shareholders.



 See Director biographies beginning on page 18 for further detail.

DIRECTOR NOMINEES

The Board has nominated the 12 individuals appearing below for election by shareholders at the 2023 Annual Meeting. All director nominees listed in this proxy statement were also nominated by the Board and elected by the shareholders at the 2022 Annual Meeting of Shareholders.

Each year, prior to recommending a slate of directors to the Board for nomination, the Governance Committee conducts an assessment of incumbent directors to review their conflicts as well as their commitments, qualifications and contributions to the Board. After review, the Governance Committee recommended each of the incumbent directors identified on pages 18 - 25 as a nominee for election at the 2023 Annual Meeting.

All of the nominees are independent directors, except Mr. Clouse. If a nominee becomes unable or unwilling to serve, proxies will be voted for the election of such person as shall be designated by the Board to replace such nominee, or, in lieu thereof, the Board may reduce its size. All nominees have consented to serve on the Board if elected. The Board knows of no reason why any nominee would be unable or unwilling to serve. Except as otherwise specified on your proxy card, proxies will be voted for election of the nominees named on pages 18 - 25.

Biographical information and Committee memberships as of the date of this proxy statement, including the specific experience, qualifications and skills of each of the director nominees is included below.

YOUR BOARD OF DIRECTORS RECOMMENDS A VOTE "FOR" EACH OF THE FOLLOWING NOMINEES



Director Since: 2017

Age: 56

Independent Director

Committee Memberships:

- Audit
- Finance and Corporate Development

FABIOLA R. ARREDONDO

Biography

Fabiola R. Arredondo has been the Managing Partner of Siempre Holdings, a private, single family investment office based in Greenwich, Connecticut, since 2001. Ms. Arredondo previously held senior operating roles at Yahoo! Inc., the British Broadcasting Corporation (BBC) and Bertelsmann SE & Co. KGaA. Ms. Arredondo received a Bachelor's degree in Political Science from Stanford University, and a Master of Business Administration from Harvard Business School.

Skills and Qualifications

Ms. Arredondo brings a wealth of domestic and international operational and strategic experience as a former senior executive in the digital technology and media fields to the Campbell Board. She also has extensive public, private and non-profit board experience in a number of relevant areas, including business model transformations, investment acquisition, integration and disposition skills, and the development of e-commerce distribution networks and effective digital marketing and sales initiatives.

Other Public Company Boards

Fair Isaac Corporation (FICO), 2020 – present
Burberry plc, 2015 – present



Director Since: 2017

Age: 59

Independent Director

Committee Memberships:

- Audit (Chair)
- Finance and Corporate Development

HOWARD M. AVERILL

Biography

Howard M. Averill served as Executive Vice President and Chief Financial Officer of Time Warner Inc., a global media and entertainment company, from January 2014 until June 2018. Mr. Averill previously served as Executive Vice President, Chief Financial Officer of Time Inc. from 2007 through the end of 2013. Prior to joining Time Inc., Mr. Averill spent 10 years at NBC Universal in a variety of financial roles. Earlier in his career, Mr. Averill worked in strategic planning for PepsiCo, Inc. Mr. Averill received a Bachelor's degree in Economics from the University of Vermont, and a Master of Business Administration with a concentration in Finance from the Kenan-Flagler Business School at the University of North Carolina – Chapel Hill.

Skills and Qualifications

Mr. Averill has significant executive leadership experience, particularly in the areas of finance, accounting, mergers and acquisitions, and strategic planning. As a result of his executive position with a leading media and entertainment company, Mr. Averill also brings digital media expertise and knowledge of information technology and security to the Campbell Board.

Other Public Company Boards

None in the past 5 years



Director Since: 2019

Age: 55

President and Chief Executive Officer

MARK A. CLOUSE

President and Chief Executive Officer of Campbell Soup Company

Biography

Mark A. Clouse was named President and Chief Executive Officer and a Director of Campbell Soup Company effective January 22, 2019. Prior to joining Campbell, Mr. Clouse served as President and Chief Executive Officer of Pinnacle Foods, Inc. from May 2016 until October 2018. From 2012 until 2016, Mr. Clouse held several executive roles at Mondelez International, Inc. including: Executive Vice President and Chief Commercial Officer; Executive Vice President and Chief Growth Officer; and Executive Vice President, North America. Prior to the spin-out of Mondelez in 2012, Mr. Clouse spent 16 years at Kraft Foods, Inc. in a range of leadership positions in developed and emerging markets. Mr. Clouse graduated from the United States Military Academy at West Point with a Bachelor's degree in Economics.

Skills and Qualifications

Mr. Clouse is an outstanding leader with a proven track record of operational excellence and value creation. He brings executive leadership experience, financial acumen, and more than 20 years of food industry experience to the Campbell Board. His extensive experience at leading companies with iconic center-store brands provides him with valuable insights about our business and our industry.

Other Public Company Boards

Brown-Forman Corporation, 2022 – present
Pinnacle Foods, Inc., 2016 – 2018



Director Since: 2022

Age: 52

Independent Director

Committee Memberships:

- Audit
- Finance and Corporate Development

BENNETT DORRANCE, JR.

Biography

Bennett Dorrance, Jr. is a Managing Director for the DFE Trust Company and Vice President of the Dorrance Family Foundation, which supports education, natural resource conservation and programs that improve quality of life in Arizona, California and Hawaii. He is the cofounder and a board member of Kohala Institute in North Kohala, Hawaii, which supports local farmers, local schools, alternative energy initiatives, and land and historic preservation. Mr. Dorrance, Jr. received a Bachelor's degree in Art History from Princeton University and a Master's degree in Sustainable Leadership from Arizona State University.

Skills and Qualifications

Mr. Dorrance, Jr. is an entrepreneur who has invested in a variety of successful for-profit and non-profit enterprises focused on sustainability, land management and health and wellness. His Master's degree in sustainable leadership gives him a strong grounding in sustainability. As a descendent of Campbell Soup Company's founder, he adds the perspective of a long-term, highly committed shareholder to the Board's discussions.

Other Public Company Boards

None in the past 5 years



Director Since: 2018

Age: 59

Independent Director

Committee Memberships:

- Audit
- Finance and Corporate Development (Chair)

MARIA TERESA (TESSA) HILADO

Biography

Maria Teresa (Tessa) Hilado was Executive Vice President and Chief Financial Officer of Allergan plc, a global pharmaceutical company, from December 2014 until February 2018. Prior to joining Allergan, Ms. Hilado served as Senior Vice President, Finance and Treasurer of PepsiCo, Inc. from 2009 until 2014. She previously served as Vice President and Treasurer for Schering-Plough Corp. from 2008 to 2009 and spent more than 17 years with General Motors Co. in leadership roles of increasing responsibility, including Assistant Treasurer and CFO, GMAC Commercial Finance. Ms. Hilado received a Bachelor's degree in Management Engineering from Ateneo de Manila University in the Philippines, and a Master of Business Administration from the Darden School of Business at the University of Virginia.

Skills and Qualifications

Ms. Hilado has more than three decades of demonstrated financial expertise in leading roles at several large, global corporations. She has extensive experience in global finance, treasury, mergers and acquisitions and business development, as well as experience in the automotive, consumer packaged goods and health care industries.

Other Public Company Boards

Zimmer Biomet Holdings, Inc., 2018 – present
PPD, Inc., 2020 – 2021
H.B. Fuller Company, 2013 – 2021



Director Since: 2021

Age: 51

Independent Director

Committee Memberships:

- Compensation and Organization
- Governance

GRANT H. HILL

Biography

Grant H. Hill is a co-owner and has served as Vice Chairman of the Atlanta Hawks professional basketball team since 2015. Mr. Hill has served as the Managing Director of the USA Men's Basketball Team since 2021. He is the co-founder and has served as Managing Partner of Penta Mezzanine Fund, a private investment firm that provides customized growth capital solutions to profitable, lower-middle-market companies nationwide since 2011. He is founder and Chairman of Hill Ventures, Inc. through which he engages in commercial real estate development. He has served as a director of Empire State Realty Trust, Inc. since 2020. Mr. Hill is a member of the Board of Directors and Secretary of the NBA Retired Players Association and a member of the Board of Governors for the Naismith Memorial Basketball Hall of Fame. Mr. Hill is a former college and professional basketball player, an Olympic gold medal winner and a member of the Naismith Memorial Basketball Hall of Fame. Mr. Hill earned a Bachelor's degree in History from Duke University.

Skills and Qualifications

Mr. Hill offers a diverse business perspective and brings executive leadership, consumer branding and digital media, e-commerce and technology experience to the Campbell Board.

Other Public Company Boards

Empire State Realty Trust, Inc., 2020 – present



Director Since: 2018

Age: 49

Independent Director

Committee Memberships:

- Audit
- Governance

SARAH HOFSTETTER

Biography

Sarah Hofstetter is President of Profitero, Ltd., a global e-Commerce SaaS analytics company that provides brand manufacturers with analytics and insights to accelerate eCommerce sales. Ms. Hofstetter served as President of ComScore, Inc., a global information and analytics company that measures consumer audiences and advertising across media platforms, from October 2018 through March 2019. Ms. Hofstetter previously held several senior executive roles at 360i, a U.S. advertising arm of Dentsu, Inc., a Japanese advertising and public relations company, serving as Chairwoman from April 2018 through October 2018, Chief Executive Officer from 2013 until April 2018 and Senior Vice President, Emerging Media & Brand Strategy from 2006 to 2010. Prior to joining 360i, Ms. Hofstetter was President and Founder of Kayak Communications, a marketing agency focused on developing brand strategy and communications plans for new media brands, and she spent 10 years at Net2Phone, one of the world's first providers of VoIP technology, in a series of senior leadership positions. Ms. Hofstetter received a Bachelor's degree in Sociology and Journalism from Queens College, City University of New York.

Skills and Qualifications

Ms. Hofstetter has significant marketing, brand building, ecommerce and digital marketing expertise and experience leading organizations that use advertising to drive growth for many types of businesses. She has worked with packaged food companies on campaigns to modernize and revitalize their brands to spark growth and successfully market to next generation consumers. Ms. Hofstetter also brings social media and digital marketing experience to the Campbell Board.

Other Public Company Boards

None in the past 5 years



Director Since: 2014

Age: 62

Independent Director

Committee Memberships:

- Compensation and Organization (Chair)
- Finance and Corporate Development

MARC B. LAUTENBACH

Biography

Marc B. Lautenbach served as President and Chief Executive Officer at Pitney Bowes Inc., a global shipping and mailing company, that provides technology, logistics and financial services, from December 2012 to October 2023. Before joining Pitney Bowes, Mr. Lautenbach spent 27 years in senior leadership roles at International Business Machines Corporation (IBM), a global technology services company, most recently serving as Managing Partner, North America, IBM Global Business Services. Mr. Lautenbach received a Bachelor's degree from Denison University, where he graduated Magna Cum Laude and was inducted into Phi Beta Kappa. He received a Master of Business Administration with a concentration in Finance from the Kellogg Graduate School of Management at Northwestern University.

Skills and Qualifications

As a former chief executive officer, Mr. Lautenbach brings executive leadership experience to the Campbell Board. He possesses substantial operational experience in the technology and logistics fields, as well as marketing, sales and product development experience. Mr. Lautenbach has worked with a broad range of customers and clients and has significant international experience.

Other Public Company Boards

Pitney Bowes Inc., 2012 – 2023



Director Since: 1990

Age: 73

Independent Director

Committee Memberships:

- Compensation and Organization
- Governance

MARY ALICE DORRANCE MALONE

Biography

Mary Alice Dorrance Malone is President of Iron Spring Farm horse breeding and performance centers in Pennsylvania and Florida, which she founded in 1976. She has served for many years on the boards of several non-profit organizations and actively participates in various philanthropic organizations. Ms. Malone received a Bachelor's degree from the University of Arizona.

Skills and Qualifications

Ms. Malone is an entrepreneur, a private investor and an officer of several private companies. She has a keen interest in health and wellness matters and brings valuable insights to the Campbell Board in this area. As a descendant of Campbell Soup Company's founder and a significant shareholder, she possesses extensive knowledge of Campbell's history, organization and culture, and the strategic perspective of a long-term, highly committed director and shareholder.

Other Public Company Boards

None in the past 5 years



Director Since: 2016

Age: 67

Independent Director
BOARD CHAIR

KEITH R. MCLOUGHLIN

Biography

Keith R. McLoughlin served as interim President and Chief Executive Officer of Campbell Soup Company from May 2018 through January 2019. Previously, Mr. McLoughlin was President and Chief Executive Officer of AB Electrolux, a global manufacturer of major household appliances, from 2011 until February 2016. Mr. McLoughlin joined Electrolux in 2003, where he was the President of the Electrolux Home Products North America, Head of Major Appliances in North America and Latin America, Executive Vice President and Head of Global Operations prior to being appointed President and Chief Executive Officer. Before joining Electrolux, Mr. McLoughlin spent 22 years in senior leadership roles at E.I. DuPont de Nemours and Company, leading several consumer brand businesses. Mr. McLoughlin graduated from the United States Military Academy at West Point with a Bachelor's degree in Engineering.

Skills and Qualifications

As a former chief executive officer for two global enterprises, Mr. McLoughlin possesses significant executive leadership experience and expertise in international business and operations. His experience as interim CEO of Campbell during the Board-led strategic and portfolio review gives him a unique perspective on the Company, its operations, strategy, people and culture. His additional experience in retail sales, marketing, innovation, strategic planning, and organizational and human resource matters provide valuable insights to the deliberations of the Campbell Board.

Other Public Company Boards

Briggs & Stratton Corp., 2007 – 2021



Director Since: 2018

Age: 66

Independent Director

Committee Memberships:

- Compensation and Organization
- Governance

KURT T. SCHMIDT

Biography

Kurt T. Schmidt served as President and Chief Executive Officer at Cronos Group Inc., a global cannabinoid company, from September 2020 to March 2022. Before joining Cronos Group, Mr. Schmidt served as a director and Chief Executive Officer of Blue Buffalo Pet Products, Inc. from 2012 through 2016. Prior to joining Blue Buffalo, Mr. Schmidt served as Deputy Executive Vice President at Nestlé S.A., from 2007 until 2012 and was responsible for the Nestlé Nutrition division and served as a member of the company's Executive Committee. Prior to joining Nestlé, Mr. Schmidt was the President and Chief Executive Officer of Gerber Products Company from 2004 to 2007. Mr. Schmidt received a Bachelor's degree in Chemistry from the United States Naval Academy and a Master of Business Administration from the University of Chicago.

Skills and Qualifications

Mr. Schmidt brings executive leadership and management experience to the Campbell Board. His extensive operational and leadership experience in the food, beverage and consumer packaged goods industry are especially valuable to Campbell's strategic objectives.

Other Public Company Boards

None in the past 5 years



Director Since: 2009

Age: 66

Independent Director

Committee Memberships:

- Audit
- Governance (Chair)

ARCHBOLD D. VAN BEUREN

Biography

Archbold D. van Beuren is Vice Chairman of Brandywine Trust Group, a privately owned trust company providing fiduciary and investment services. Mr. van Beuren served as Senior Vice President and President-Global Sales and Chief Customer Officer for Campbell Soup Company, from 2007 until his retirement in October 2009. Mr. van Beuren joined Campbell in 1983 as an Associate Marketing Manager and served in various positions of increasing responsibility, including President of Godiva Chocolatier and President of a division responsible for the North America Foodservice business and the Company's Canadian, Mexican and Latin American businesses. Mr. van Beuren received a Bachelor of Arts degree from Yale University, and a Master of Business Administration with a concentration in Finance from Columbia University Business School.

Skills and Qualifications

Mr. van Beuren brings wide-ranging skills in operational and financial management and extensive knowledge of Campbell, its customers, its products and the food industry to the Board. He is also a descendant of the founder of Campbell Soup Company and adds the perspective of a long-term, highly committed shareholder to the Board's discussions.

Other Public Company Boards

None in the past 5 years

CORPORATE GOVERNANCE POLICIES AND PRACTICES

The Board of Directors is responsible for overseeing our business, and the competence and integrity of our management, to serve the long-term interests of our shareholders. The Board believes that sound corporate governance is essential to effective fulfillment of its oversight responsibilities. The Board has adopted Corporate Governance Standards, which are reviewed at least annually and updated as needed. The Corporate Governance Standards provide a

framework for effective corporate governance of the Company. You can find a copy of our Corporate Governance Standards, along with the charters of the four standing Board committees, our Certificate of Incorporation and By-Laws, and our Policy Concerning Transactions with Related Persons, in the governance section of our website at www.investor.campbellsoupcompany.com. Some highlights of our corporate governance include:

- 11 out of 12 director nominees are independent
- Diverse Board in terms of gender, ethnicity, tenure, and specific skills and qualifications
- Annual election of directors
- Majority voting standard in uncontested elections with resignation policy
- Independent Board Chair
- Independent directors regularly meet in executive session
- Audit, Compensation and Organization, Finance and Corporate Development and Governance Committees composed entirely of independent directors
- “Overboarding” limits
- Robust stock ownership guidelines for directors and executive officers
- Clawback policy for incentive compensation and clawback provisions in our performance share award agreements
- Shareholder ability to act by written consent and call a special meeting
- Annual shareholder ratification of independent auditors
- Board orientation and director education program
- Annual Board and committee self-evaluations, and individual director evaluations
- Policy against hedging applicable to all directors and officers
- Policy against pledging applicable to all directors and executive officers
- No shareholder rights plan or “poison pill”

BOARD LEADERSHIP STRUCTURE

The Board recognizes that its leadership structure – particularly the combination or separation of the Chief Executive Officer (“CEO”) and Board Chair roles – is driven by the needs of the Company and its shareholders and that different leadership structures are appropriate for different circumstances. We have a long-standing tradition of separating the roles of Board Chair and CEO. Each year the Board considers whether to maintain the separation between the roles of Board Chair and CEO, and it has concluded that this leadership structure continues to be the most appropriate one for the Company. The Board believes that independent Board leadership is an important component of our governance structure. Our Corporate Governance Standards require us to have either an independent Board Chair or, if the positions of Chair and CEO are held by the same person, an independent lead director. The Board believes our current structure of separating the roles of Board Chair and CEO allows our CEO to focus his time and energy on setting

the strategic direction for the Company, overseeing daily operations, engaging with external constituents, developing our leaders, building our culture, and promoting employee engagement at all levels of the organization. Meanwhile, this structure allows our independent Board Chair to lead the Board in the performance of its duties by establishing agendas and ensuring appropriate meeting content, engaging with the CEO and senior leadership team between Board meetings on business developments, and providing overall guidance to our CEO as to the Board’s views and perspectives, particularly on the strategic direction of the Company. The Board also believes this leadership structure, coupled with independent directors serving as Chairs of each of our four key standing Board committees, enhances the Board’s effectiveness in providing independent oversight of material risks affecting the Company and fulfilling its risk oversight responsibility.

DIRECTOR INDEPENDENCE

A statement of standards that the Board has adopted to assist it in evaluating the independence of the Campbell Board appears in the Corporate Governance Standards, which can be found in the governance section of our website at www.investor.campbellsoupcompany.com. The Standards for the Determination of Director Independence (the “Independence Standards”) describe various types of relationships that could potentially exist between a director and

Campbell, and define the thresholds at which such relationships would be deemed material under the New York Stock Exchange (“NYSE”) Corporate Governance Standards. The Board will deem a director to be independent if (i) no relationship exists that would disqualify the director under the guidelines set forth in the Independence Standards, and (ii) the Board has determined, based on all relevant facts and circumstances, that any other relationship between the director and Campbell, not

covered by the Independence Standards, is not material. In any case in which the Board makes the latter determination, the relationship will be disclosed in the proxy statement, along with the basis for the Board's conclusion that it is not material.

The Board has affirmatively determined that each director and director nominee, other than Mr. Clouse, is independent under the NYSE Corporate Governance Standards and the Independence Standards. Ms. Hofstetter is an employee of Profitero, Ltd., which was acquired by Publicis Groupe in 2022. We engage in ordinary course of business transactions, namely, advertising and marketing services, with Publicis Groupe and its subsidiaries. In each case, the transactions were on terms that are substantially equivalent to those prevailing at the time for comparable transactions, and none reached the threshold levels set forth in our Independence Standards.

MAJORITY VOTING

We have a majority vote standard in uncontested director elections. Under our By-Laws, in an uncontested election, each director shall be elected by an affirmative majority of the votes cast to hold office until the next annual meeting and until his or her successor is elected and has qualified. In contested elections (those where the number of nominees exceeds the number of directors to be elected), a plurality vote standard shall apply. Shareholders may vote "for" or "against" each nominee, or they may "abstain" from voting on a nominee; however, abstentions will have no effect in determining whether the required majority vote has been obtained.

PROCESS FOR NOMINATION AND EVALUATION OF DIRECTOR CANDIDATES

The Governance Committee is responsible for evaluating the qualifications of director candidates and recommending director nominees for approval by the Board and nomination for election at the annual meeting of shareholders.

Nomination of Incumbent Directors. Our Corporate Governance Standards require the Governance Committee to assess the performance of each director eligible for election at the annual meeting. The Governance Committee conducts its assessment annually in advance of its recommendation of a slate of director nominees for approval by the Board. In fiscal 2023, each incumbent director standing for re-election was evaluated in light of the criteria in the Corporate Governance Standards and the factors described on pages 15 - 17 with respect to the qualification of directors and the composition of the Board. In addition, the Governance Committee solicited an assessment of each director from the Board Chair and the Chief Executive Officer.

Evaluation of New Nominees. When identifying potential director candidates — whether to replace a director who has retired or resigned or to expand the Board to gain additional capabilities — the Governance Committee determines the skills, experience and other characteristics that a potential nominee should possess in light of the composition and needs of the Board and its committees. The Governance Committee

Each member of the Audit, Compensation and Organization, Finance and Corporate Development, and Governance Committees is an independent director pursuant to all applicable NYSE Corporate Governance Standards and the Independence Standards. In addition, each member of the Audit Committee also meets the additional independence standards for audit committee members established by the SEC, and each member of the Compensation and Organization Committee also qualifies as a "Non-Employee Director" as defined in Rule 16b-3 of the Securities Exchange Act of 1934, as amended ("Exchange Act").

In the event an incumbent director fails to receive an affirmative majority of the votes cast in an uncontested election, the Corporate Governance Standards provide that the director shall tender his or her resignation. The Governance Committee and the Board will then consider and take appropriate action on such offer of resignation in accordance with the Corporate Governance Standards. The resignation policy set forth in the Corporate Governance Standards does not apply to contested elections.

also considers whether or not the nominee would be considered independent under the NYSE Corporate Governance Standards and the Independence Standards.

All candidates considered by the Governance Committee for recommendation to the Board as director nominees are evaluated in light of the criteria in the Corporate Governance Standards and the factors and objectives described on pages 15 - 17. The Governance Committee will also consider the assessment of any search firm it has retained and the background information such firm provides on any person it recommends for consideration. The Board Chair, the Chair of the Governance Committee and the Chief Executive Officer customarily interview leading candidates. Other directors may also interview these candidates.

Although not required to do so, the Committee may consider candidates proposed by our directors or our management and may also retain an outside firm to help identify and evaluate potential nominees. The Committee will also consider nominations from shareholders. The nominee evaluation process is the same whether the nomination comes from a Board member, management, a search firm or a shareholder. If the Committee recommends a candidate to the Board, the Board may — as with any nominee — either accept or reject the recommendation.

Shareholder Recommendations. Shareholders who wish to recommend candidates for nomination for election to the Board may do so by writing to the Corporate Secretary of Campbell Soup Company at 1 Campbell Place, Camden, New Jersey 08103. The recommendation must include the following information:

1. The candidate's name and business address;
2. A resume or curriculum vitae, which describes the candidate's background and demonstrates that he or she meets the qualifications set forth on pages 15 - 17;
3. A letter from the candidate stating that he or she is willing to serve on the Board if elected, and identifying any legal or regulatory proceedings in which he or she has been involved during the last ten years;
4. A statement from the candidate stating whether the candidate is or has been within the past three years, an officer or a director of a competitor of the Company, within the scope of the Clayton Antitrust Act of 1914, as amended;
5. A statement from the shareholder recommending the candidate, indicating that he or she is the registered owner of Campbell shares, or a written statement from the "record holder" of Campbell shares indicating that the shareholder is the beneficial owner of such shares; and

6. A description of all agreements, arrangements or understandings between the recommending shareholder and the candidate.

The Board may also request that the shareholder provide additional information. Shareholders who wish to propose a director nominee at an annual meeting must follow the advance notice procedures contained in our By-Laws, which include notifying the Corporate Secretary at least 60 but not more than 90 days before the first anniversary of the prior year's annual meeting. Based on this year's annual meeting date of November 29, 2023, a notice will be considered timely for the 2024 Annual Meeting of Shareholders if our Corporate Secretary receives it no earlier than August 31, 2024, and no later than September 30, 2024.

In addition to complying with the requirements set forth in our By-Laws, to comply with the universal proxy rules, shareholders who intend to solicit proxies in support of director nominees other than Campbell nominees must provide notice that sets forth the information required by Rule 14a-19 under the Exchange Act no earlier than August 31, 2024 and no later than September 30, 2024. The notice should be addressed to our Corporate Secretary.

Please see "Submission of Shareholder Proposals for 2024 Annual Meeting" on page 84 for additional information.

EVALUATIONS OF BOARD PERFORMANCE

The Governance Committee leads annual evaluations of Board, committee and individual director performance. The evaluation process is designed to facilitate ongoing, systematic examination of the Board's effectiveness and accountability, and to identify opportunities for improving its operations and procedures. As a best practice, the Governance Committee periodically engages a third-party corporate governance consulting firm to carry out the annual evaluations. In fiscal 2022, to supplement the Governance Committee's evaluation, a third-party corporate governance consulting firm conducted one-on-one interviews with the directors to identify opportunities to improve the impact and performance of the Board.

In fiscal 2023, the Governance Committee conducted an assessment of the individual directors. On an annual basis, individual director feedback is discussed in detail with each director, as appropriate. In fiscal 2023, the Board also conducted a separate self-evaluation, and each of its standing committees conducted a separate evaluation of its own performance and of the adequacy of its charter, and reported on the results of its evaluation to the Board.

TRANSACTIONS WITH RELATED PERSONS

Under our written Policy Concerning Transactions with Related Persons (the "Related Persons Policy"), the Governance Committee is required to review and, in appropriate circumstances, approve any transaction in which Campbell was or is to be a participant, and any related person had or will have a direct or indirect material interest, as well as any material amendment to or modification of such a transaction, unless the transaction falls into one of the categories deemed to have been approved in advance.

In determining whether to approve a transaction, the Governance Committee is directed to consider, among other factors it may deem appropriate, whether the transaction was or will be on terms no less favorable than those generally available to an unaffiliated third party under the same or similar circumstances. No director may participate in the discussion or approval of a

transaction in which he or she, or a member of his or her immediate family, has a direct or indirect interest. The Chair of the Governance Committee (or, if a transaction involves the Governance Committee Chair, the Board Chair) may approve a related person transaction in which the aggregate amount involved is less than \$1 million. Any transaction approved by the Governance Committee Chair or the Board Chair is to be reported to the Governance Committee at its next regularly scheduled meeting.

There were no transactions during the period from August 1, 2022 through the date of this proxy statement, and none are currently proposed, in which Campbell was or is to be a participant and any related person had or will have a direct or indirect material interest.

BOARD OVERSIGHT OF ENTERPRISE RISK

Enterprise risk management (“ERM”) is an integral part of our business processes. Senior management is primarily responsible for establishing policies and procedures designed to identify, assess and manage the Company’s material short-, intermediate-, and long-term risks. We have an ERM steering committee, comprised of the members of our Campbell Leadership Team and supported by other executives with subject-matter expertise, that provides oversight of enterprise risks and our processes to identify, measure, monitor, manage and mitigate these risks. We regularly engage outside advisors, as appropriate, to assist in the identification and evaluation of risks. Our risk oversight processes and disclosure controls and procedures are designed to appropriately escalate key risks for the Board as well as to analyze potential risks for disclosure.

The Board oversees the ERM process, including reviews of the most significant risks the Company faces and the manner in which our executives manage these risks. In accordance with NYSE Corporate Governance Standards, the Audit Committee charter assigns to that committee the responsibility to review our policies and procedures with respect to risk assessment and risk

management. Annually, we conduct a formal risk assessment of our business, which includes input from key business unit and functional leaders as well as our directors that provides the basis for the Board and Audit Committee’s risk review and oversight process. Our Board and its Committees routinely receive reports from significant business units and functions, and these presentations include a discussion of the business, regulatory, compliance, operational, and other risks associated with planned strategies and tactics. At the Audit Committee’s recommendation, the Board adopted a framework pursuant to which it delegated oversight for certain categories of enterprise risks to each of its standing committees, as shown below. Each committee provides periodic reports to the Board regarding its oversight of these enterprise risks. This structure enables the Board and its Committees to coordinate the risk oversight role. We believe that the separation of the Board Chair and CEO roles further supports the Board’s risk oversight function and helps ensure that key strategic decisions made by senior management, up to and including the CEO, are reviewed and overseen by independent directors of the Board.

Responsibility for Risk Oversight – Campbell Board and Committees

Full Board	Audit Committee	Compensation and Organization Committee	Finance and Corporate Development Committee	Governance Committee
<ul style="list-style-type: none"> • Strategy 	<ul style="list-style-type: none"> • ERM policies and procedures 	<ul style="list-style-type: none"> • Compensation policies and practices 	<ul style="list-style-type: none"> • Market and capital structure matters 	<ul style="list-style-type: none"> • Governance risks
<ul style="list-style-type: none"> • Operations 	<ul style="list-style-type: none"> • Financial statements and financial reporting processes 	<ul style="list-style-type: none"> • Executive incentive compensation and stock ownership 	<ul style="list-style-type: none"> • Liquidity and credit matters 	<ul style="list-style-type: none"> • Director compensation
<ul style="list-style-type: none"> • Market dynamics, including competition and consumer/customer trends 	<ul style="list-style-type: none"> • Accounting and audit matters 	<ul style="list-style-type: none"> • Executive retention and succession planning processes 	<ul style="list-style-type: none"> • Investment policies, strategies and guidelines 	<ul style="list-style-type: none"> • Review of transactions with related persons
<ul style="list-style-type: none"> • Significant portfolio transactions (e.g., acquisitions, divestitures, restructurings, joint ventures) 	<ul style="list-style-type: none"> • Information technology and security 	<ul style="list-style-type: none"> • Risk assessment of incentive compensation programs 	<ul style="list-style-type: none"> • Mergers, acquisitions and divestitures 	<ul style="list-style-type: none"> • Director independence
<ul style="list-style-type: none"> • Crisis management 	<ul style="list-style-type: none"> • Legal, regulatory and compliance matters 	<ul style="list-style-type: none"> • Management development and performance 	<ul style="list-style-type: none"> • Hazard risk management 	<ul style="list-style-type: none"> • Environmental, Social and Governance

INFORMATION SECURITY

As indicated above, the Audit Committee oversees the overall review of our policies and procedures with respect to risk assessment and risk management, and has oversight of information technology and security matters, which includes information security strategies and risks, as well as data privacy, protection and risk mitigation strategies (“Information Security”). On a quarterly basis, the Company’s Chief Technology and Information Officer and Chief Information Security Officer report to the Audit Committee on the Information Security program and recent developments. The Company’s Chief Technology and Information Officer and Chief Information Security Officer also report to the Board on the Information Security program and recent developments annually. The Chief Information Security Officer oversees the dedicated Information Security team, which works in partnership with the Company’s Enterprise Risk Management team and corporate audit department to review information technology-related internal controls with our external auditors as part of the overall internal controls process. Annual third-party audits are also conducted

including penetration testing and overall review of program maturity based on the NIST Cybersecurity Framework. We currently maintain a cyber insurance policy that provides coverage for security breaches. The Company has neither experienced a material Information Security breach nor incurred any material breach-related expenses over the last three years.

Our Company’s Information Security program includes:

- Policies and security awareness training, including employee phishing simulations and training;
- Identification and remediation of information security risks and vulnerabilities in our IT and OT systems;
- Security operations training including logging, monitoring and response technologies and procedures;
- Due diligence of third-party vendors’ information security programs; and
- Testing of incident response procedures.

ENVIRONMENTAL, SOCIAL AND GOVERNANCE

Rooted in the beliefs of our founders, we have been making food since 1869 that we are proud to serve in our own homes. The work we do every day is guided by our values, as we strive to deliver on the promise of our purpose: *Connecting people through food they love*. We remain committed to environmental and social responsibility and it continues to be a fundamental

part of our strategic plan. Our ESG framework prioritizes trusted food, vibrant communities, thriving people and a healthy environment – and our governance and ethics practices support the overall framework. Strategic plans for each focus area have been built into the business which will help drive progress against our external ESG goals.

ESG Governance Structure

In fiscal 2023, oversight of ESG activities continued to be managed by the Governance Committee of the Board of Directors and is reflected in the Governance Committee’s Charter. The Committee takes an active role in the continued evolution of Campbell’s ESG strategy and reporting. To ensure that ESG is appropriately managed throughout the organization, we have designed the following governance structures:

- **Board of Directors:** Oversight of ESG activities is managed by the Governance Committee of the Board which oversees Campbell’s ESG strategy and reporting.
- **Chief Executive Officer:** Provides executive direction on ESG strategy.
- **Corporate Leadership Team:** With the primary focus of our Executive Vice President, General Counsel and Chief Sustainability, Corporate Responsibility and Governance Officer who oversees ESG; Executive Vice President, Chief Supply Chain Officer who oversees supply chain sustainability; and Executive Vice President, Chief R&D and Innovation Officer who oversees food innovation and packaging sustainability initiatives.

- **Corporate Responsibility and Sustainability Team:** Leads Campbell’s ESG strategy.
- **Sustainability Steering Committee:** Senior leaders from supply chain, corporate responsibility and sustainability, manufacturing, research and development, investor relations and communications who meet regularly to drive decision making, accountability and ownership of specific ESG initiatives focused on operational and supply chain sustainability.

Our Key ESG Priorities

Our purpose, our values, mission, and approach to ESG play important roles in building our culture, implementing our strategy, driving performance and ultimately, delivering a positive impact on the world.

We have prioritized ESG areas that are important to the Company and our stakeholders, and where we believe we can have a

measurable impact: making trusted food on which people can rely; helping create vibrant communities, especially where we have operations and suppliers; building a high-performing culture that helps our people thrive and reach their full growth potential; and fostering a healthy environment from fields to factories to families.

Our ESG Framework



Our Fiscal Year 2023 Activities and Progress

Trusted Food: In fiscal 2023, we pursued progress against our new nutrition metrics, which use a simplified profiling system to measure the nutritional quality of our product portfolio, track our efforts to reduce negative nutrients of public health concern, and quantify the affordability and accessibility of our products. We also continued our efforts to improve the welfare of animals in our supply chain, sourcing our chicken meat from birds that have been raised in improved environments with litter and enrichments, increasing our sourcing of cage-free eggs, and converting pork ingredients to crate-free sourcing as defined by the Ohio Livestock Care Standards.

Vibrant Communities: Our community work is focused on three core areas: increasing food access, encouraging healthy living, and nurturing Campbell neighborhoods. Through Full Futures, our signature program, we are taking a comprehensive approach to improving the school food environment in our hometown of Camden, New Jersey and beyond. Our Full Futures' engagement involves helping to build a school nutrition mindset where access to nutritious food is a top priority; improving food service infrastructure; providing nutrition education; enhancing procurement; and implementing menu changes.

Thriving People: A vital element of building a winning team and culture is fostering an environment where all employees can be real, and feel safe, valued, and supported to do their best work. We have made progress on our Inclusion & Diversity ("I&D") strategy, which is centered on three areas: capabilities, advocacy, and accountability. To create an inclusive and diverse workplace, we're supporting employees and organizations working to end racism and discrimination. To foster accountability, all salaried employees have performance objectives related to I&D.

Healthy Environment: Our focus on environmental sustainability encompasses our value chain. We took steps to achieve our science-based targets to reduce greenhouse gas emissions by commencing a virtual power purchase agreement and working closely with suppliers to identify greenhouse gas reduction opportunities in our supply chain. We made progress on the sustainable agriculture programs in our tomato and wheat supply chains and took a number of steps, including rolling out an enhanced landfill diversion program for waste, investigating new on-site renewable energy projects, and commencing capital investments for water efficiency, which will help reduce the overall environmental footprint of our operations.

Our External Recognitions

Newsweek – America’s Most Responsible Companies & Most Trustworthy Companies	FTSE4Good	Bloomberg Gender Equality Index	JUST Capital	Barron’s 100 Most Sustainable	ISS-oekom Corporate Rating of “Prime”
Included among the most responsible and trusted companies in America	Included in an index that measures the performance of companies demonstrating specific ESG practices	Included for transparency in gender reporting	Recognized as one of the most JUST companies in America	Recognized as one of the most sustainable companies in the U.S.	Achieved “Prime” status for our environmental, social and governance performance

Learn More About Corporate Responsibility at Campbell



We invite you to view our 2023 Corporate Responsibility Report Data Update at www.campbellsoupcompany.com/our-impact/reports-and-policies. Our **Corporate Responsibility Report** includes a scorecard showing progress against our key ESG goals, as well as disclosures that reference the Global Reporting Initiative, Sustainability Accounting Standards Board, Task Force on Climate-related Financial Disclosures, and UN Global Compact reporting frameworks.

SOCIAL IMPACT

Human Capital

Effective talent development and human capital management are vital to Campbell’s continued success. The Board is involved in leadership development and oversees succession planning. The Board conducts at least one meeting each year at which the Board reviews the Company’s talent strategies, leadership pipeline and

succession plans for key executive positions. The Compensation and Organization Committee oversees the process of succession planning and implements programs to retain and motivate key talent.

Inclusion and Diversity

A core pillar of Campbell’s strategic plan is to build a winning team and culture. To do this, Campbell is committed to building a company where everyone can be real, and feel safe, valued and supported to do their best work. We believe that having an inclusive and diverse culture strengthens our ability to recruit and develop talent and allows all employees to thrive and succeed. Diversity of input and perspectives is an essential part of our strategic plan to build a winning team and culture and we believe one key to success is attracting and retaining a diverse workforce that reflects our consumers of today and tomorrow. Our commitment to inclusion and diversity is based upon three guiding pillars:

- Capabilities - providing resources and tools to employees to build capabilities to build a winning team and culture and to drive systemic change;
- Advocacy - strengthening ally networks by supporting our employees, our partners and the communities where we live and work; and
- Accountability - having individual, management and organizational accountability and transparency about our progress on building a diverse and inclusive culture.

We also continue to provide inclusion and diversity learning experiences and foster employee resource groups to highlight issues that impact underrepresented communities. Throughout 2023 the Board received updates from management on our inclusion and diversity efforts.

SHAREHOLDER ENGAGEMENT

Effective corporate governance includes constructive conversations with our shareholders to proactively seek shareholder insights, which enable us to consider a broad range of perspectives. In 2023, our management team and Board Chair engaged with several of our

largest shareholders on a number of topics discussed including human capital development, inclusion and diversity, climate, risks and opportunities and our Board’s composition.

DIRECTOR ORIENTATION AND CONTINUING EDUCATION

All new directors participate in the Company's director orientation program. This orientation program is designed to familiarize new directors, through a review of background material, meetings with senior management and plant and facility tours. The orientation allows new directors to become familiar with the Company's business and strategic plans; significant financial matters; core values, including ethics, compliance programs and corporate governance practices; and other key policies and practices.

We maintain a formal program of continuing education for directors. The Governance Committee is responsible for the administration of the program. Board members receive materials and briefing sessions to continue their education on subjects that assist them in the discharge of their duties. We also conduct educational sessions for directors on a variety of topics relevant to the Company. In addition, the Company supports director participation in continuing education programs and reimburses directors for reasonable costs associated with attendance.

DIRECTOR SERVICE ON OTHER PUBLIC COMPANY BOARDS

The Board recognizes that service on other public company boards provides valuable governance and leadership experience that benefits Campbell. The Board also believes, however, that it is critical that directors dedicate sufficient time to their service on the Company's Board. Directors are expected to advise the Chair of the Governance Committee in advance of accepting an invitation to serve on another board of directors or become affiliated with another entity. The Governance Committee or its designee shall evaluate and advise the Board whether, by reason of conflicts in regular meeting schedules or business or competitive considerations, simultaneous service on another board or affiliation with another entity may impede the director's ability to fulfill his or her responsibilities to Campbell.

Our Corporate Governance Standards provide that:

- A director who also serves as a CEO or equivalent position may not serve on more than one other public company board;
- Other directors may not serve on more than four other public company boards; and
- No member of the Audit Committee shall simultaneously serve on the audit committees of more than two other public companies.

All directors are in compliance with this policy.

CODE OF ETHICS

The Company has a Code of Business Conduct and Ethics for its directors, officers, and employees and an additional Code of Ethics for the Chief Executive Officer and Senior Financial Officers (the "Codes"). Any waiver of, or any amendment to the

Codes, will be promptly disclosed on our website at www.investor.campbellsoupcompany.com. The Codes can be found in the governance section of our website at www.investor.campbellsoupcompany.com.

COMMUNICATING WITH THE BOARD

Interested persons may communicate with the full Board of Directors or the non-management directors by writing to the Board Chair or to the non-management directors as a group in care of the Office of the Corporate Secretary at the Company's headquarters, or by email to directors@campbells.com. Concerns communicated to the Board will be addressed through the Company's regular procedures for addressing such matters. Our Corporate Secretary receives and processes all communications and will refer relevant and appropriate communications to the Board Chair. Depending upon the nature of the concern, it may be referred to the Company's Corporate Audit Department, Legal Department or Finance Department, or other appropriate departments.

Any concerns about Campbell's governance, corporate conduct, business ethics or financial practices may also be communicated to the Board by calling the following toll-free Hotline telephone number in the U.S. and Canada:

1-800-210-2173. To place toll-free calls from other countries where we have operations, please see the instructions listed in the "Resources" section under the "Contact the Board" tab of our website at www.investor.campbellsoupcompany.com. Any concern relating to accounting, internal accounting controls or auditing matters will be referred both to the Board Chair and to the Chair of the Audit Committee.

As they deem necessary or appropriate, the Board Chair or the Chair of the Audit Committee may direct that certain concerns communicated to them be presented to the Audit Committee or the full Board, or that they receive special treatment, including the retention of outside counsel or other outside advisors.

Campbell policy prohibits the Company and any of our employees from retaliating in any manner, or taking any adverse action, against anyone who raises a concern or helps to investigate or resolve it.

BOARD MEETINGS AND COMMITTEES

Director Attendance

Directors meet their responsibilities by preparing for and attending Board and committee meetings, and through communication with the Chair, the Chief Executive Officer and other members of management on matters affecting the Company. During fiscal 2023, the Board of Directors held six regular meetings and two special meetings. All directors attended at least 91% of scheduled Board

meetings and meetings held by committees of which they were members.

All of the directors who were nominated for election attended the 2022 Annual Meeting. All of the directors who are nominated for election are expected to attend the 2023 Annual Meeting.

Board Committee Structure

The Board has established four standing committees as of the record date: the Audit Committee; the Compensation and Organization Committee; the Finance and Corporate Development Committee; and the Governance Committee. Each of the standing committees has a charter that is reviewed annually by that committee. Proposed changes to the charter of any standing committee are approved by the Board. The committee charters are available in the governance section of the Company's website at www.investor.campbellsoupcompany.com. Actions taken by

any of the standing committees are reported to the Board. All members of the Board are given access to copies of the minutes of all committee meetings and copies of the materials distributed in advance of the meetings for all of the committees.

Information regarding membership in the standing committees as of the last day of fiscal 2023 (July 30, 2023), the number of meetings held by each committee in fiscal 2023, the principal responsibilities of the standing committees, and other relevant information are described in the tables that follow.

AUDIT COMMITTEE

Meetings in fiscal 2023: 9

Committee Members (at 2023 FYE):

Howard M. Averill (Chair)
Fabiola R. Arredondo
Bennett Dorrance, Jr.
Maria Teresa Hilado
Sarah Hofstetter
Archbold D. van Beuren

Primary Responsibilities

- Evaluates the performance of and appoints the independent registered public accounting firm;
- Reviews the scope and results of the audit plans of the independent registered public accounting firm and the internal auditors;
- Reviews the effectiveness of the Company's systems of internal control over financial reporting;
- Reviews the performance and resources of the internal audit function, which reports directly to the Audit Committee;
- Reviews the Company's policies and practices with respect to risk assessment and risk management;
- Reviews the information technology security program;
- Reviews the financial reporting and accounting principles and standards and the audited financial statements to be included in the annual report;
- Reviews the quarterly financial results and related disclosures;
- Approves all permissible non-audit services to be performed by the independent registered public accounting firm and all relationships that the independent registered public accounting firm has with Campbell; and
- Reviews the legal compliance and ethics program and Code of Business Conduct and Ethics.

Financial Expertise and Financial Literacy

The Board has determined that Howard Averill and Maria Teresa Hilado are audit committee financial experts, as defined by the SEC rules, and that all members of the Audit Committee are financially literate within the meaning of the NYSE Corporate Governance Standards.

Report

The Audit Committee report begins on page 39 of this proxy statement.

COMPENSATION AND ORGANIZATION COMMITTEE

Meetings in fiscal 2023: 6

Committee Members (at 2023 FYE):

Marc B. Lautenbach (Chair)
John P. Bilbrey
Grant H. Hill
Mary Alice D. Malone
Kurt T. Schmidt

Primary Responsibilities

- Reviews and approves the short-term and long-term incentive compensation programs, including the performance goals;
- Reviews and approves the salaries and incentive compensation for senior executives, including the Chief Executive Officer, and total incentive compensation to be allocated annually to employees;
- Reviews the executive salary structure and the apportionment of compensation among salary and short-term and long-term incentive compensation;
- Conducts an annual performance evaluation of the Chief Executive Officer by all independent directors;
- Reviews major organizational changes and executive organization and principal programs for executive development;
- Reviews and recommends to the Board plans and policies regarding succession of the CEO in the event of an emergency;
- Reviews and recommends to the Board significant changes in the design of employee benefit plans and administration of applicable clawback policies; and
- Conducts an annual assessment of the independence of any outside advisor it chooses to retain.

Compensation and Organization Committee Interlocks and Insider Participation

There are no Compensation and Organization Committee interlocks. No member of the Committee has ever been an officer or employee of Campbell, and none of the members has any relationship required to be disclosed under this caption under the rules of the SEC. In addition, no executive officer of Campbell served on the compensation committee or board of directors of a company for which any of our directors serves as an executive officer.

Report

The Compensation and Organization Committee report is on page 58 of this proxy statement.

FINANCE AND CORPORATE DEVELOPMENT COMMITTEE

Meetings in fiscal 2023: 6

Committee Members (at 2023 FYE):

Maria Teresa Hilado (Chair)
Fabiola R. Arredondo
Howard M. Averill
Bennett Dorrance, Jr.
Marc B. Lautenbach

Primary Responsibilities

- Reviews and recommends to the Board all issuances, sales or repurchases of equity and long-term debt;
- Reviews and recommends changes to our capital structure;
- Reviews and/or recommends the financing plan, dividend policy and capital budget;
- Reviews and recommends acquisitions, divestitures, joint ventures, partnerships or combinations of business interests; and
- Reviews financial risks and the principal policies, procedures and controls with respect to investment and derivatives, foreign exchange and hedging transactions.

GOVERNANCE COMMITTEE

Meetings in fiscal 2023: 5

Committee Members (at 2023 FYE):

Archbold D. van Beuren (Chair)
John P. Bilbrey
Grant H. Hill
Sarah Hofstetter
Mary Alice D. Malone
Kurt T. Schmidt

Primary Responsibilities

Review and make recommendations to the Board regarding:

- The organization and structure of the Board;
- Qualifications for director candidates;
- Candidates for election to the Board;
- Committee chairs and Board Committee assignments;
- Candidates for the position of Board Chair;
- Evaluation of the Board Chair's performance;
- Amount and design of compensation for non-employee directors, including stock ownership guidelines; and
- Oversight of ESG matters.

The Governance Committee oversees the annual Board, committee and individual director evaluation processes and administers the director education program. The Committee also reviews any transaction with a related person in accordance with the Board's policy concerning such transactions, as further described on page 28.

COMPENSATION OF DIRECTORS

We strive to recruit and retain highly qualified non-employee directors who will best represent our shareholders' interests. Each year, the Governance Committee reviews the amount and design of the compensation program for non-employee directors to ensure that the compensation we offer supports our objectives and is consistent with non-employee director compensation within our Compensation Peer Group.

In fiscal 2023, the Governance Committee retained FW Cook, the independent compensation consultant to the Board, to benchmark the compensation for the non-employee directors, including the Board Chair, against our Compensation Peer Group and other large public companies. The Governance Committee assessed the appropriateness of the form and amount of our non-employee director compensation. Based on this review, the Governance Committee recommended to the Board and the Board approved increasing (i) the equity portion of the 2023 retainers by \$7,500, and

(ii) the Committee Chair retainers by \$5,000, to keep the retainers in the median range of director compensation. The Board concluded that increasing the retainers was appropriate to support its director recruitment and retention objectives. The Board believes that continuing to pay a larger proportion of the annual retainer in Company stock serves to further align director compensation and shareholders' interests.

Additionally, our 2022 Long-Term Incentive Plan, which was approved by our shareholders at the 2022 Annual Meeting of Shareholders, caps the maximum aggregate dollar value of equity awards that can be made to any individual non-employee director in a calendar year at \$1,000,000. All stock grants made in fiscal 2023 to non-employee directors were significantly below this amount. See the "2023 Director Compensation" table below for specific values.

The table below sets forth the components of non-employee director compensation for calendar year 2023:

Annual Cash Retainer:	\$119,000
Annual Stock Retainer:	\$152,000
Committee Chair Retainers:	\$30,000 for Audit Committee \$25,000 for Compensation and Organization Committee \$20,000 for Finance and Corporate Development Committee \$20,000 for Governance Committee
Audit Committee Member Retainer (excluding Chair):	\$7,500
Board Chair Annual Retainer:	\$350,000

All non-employee director compensation is paid in arrears in four equal quarterly installments on or about March 31, June 30, September 30 and December 31.

The retainers for Committee chairs, Audit Committee members and the Board Chair are in addition to the annual cash and stock retainers paid to all non-employee directors. These additional retainers are delivered 50% in cash and 50% in shares of Campbell

stock. Directors may elect to receive shares of Campbell stock in lieu of their cash retainers.

We typically do not pay a Company employee who also serves as a director any additional compensation for serving as a director. Currently, Mr. Clouse is the only director who is also a Company employee.

Directors do not receive individual meeting fees. We pay for, provide or reimburse directors for expenses incurred to attend Board and Committee meetings and director education programs. Directors do

not have a retirement plan or receive any benefits such as life or medical insurance. Directors do receive business travel and accident insurance coverage.

Stock Ownership Guidelines

Under our Corporate Governance Standards, each director is expected, within five years of first joining the Board, to own Campbell stock or hold deferred stock units that have a value

equal to five times the annual cash retainer. As of the date of this proxy statement, each of our directors has met or is on track to meet this guideline.

Policy on Hedging and Pledging

In September 2013, the Board adopted a policy that prohibits any director or executive officer from pledging any shares of Campbell common stock that he or she owns or controls, directly or indirectly, as security under any obligation on a prospective basis.

It is also our policy to prohibit all directors, officers and employees from hedging or offsetting the economic risk associated with a Campbell security. See page 58 for additional information regarding our policy prohibiting hedging.

Deferred Compensation Plan for Non-Employee Directors

Under our Supplemental Retirement Plan, a non-employee director may elect to defer payment of all or a portion of his or her fees until termination of his or her directorship. Directors

participate in the same plan as executives. See page 55 for a description of the material terms of the Supplemental Retirement Plan.

Fiscal 2023 Director Compensation

Name	Fees Earned or Paid in Cash(1) (\$)	Stock Awards(1)(2) (\$)	Total (\$)
Fabiola R. Arredondo	\$ 122,750	\$ 152,000	\$ 274,750
Howard M. Averill	\$ 132,750 (3)	\$ 162,000 (4)	\$ 294,750
John P. Bilbrey*	\$ 119,000 (3)	\$ 148,250 (4)	\$ 267,250
Bennett Dorrance, Jr.	\$ 112,576	\$ 139,714	\$ 252,290
Maria Teresa Hilado	\$ 131,500 (3)	\$ 160,750 (4)	\$ 292,250
Grant H. Hill (5)	\$ 119,000	\$ 148,250	\$ 267,250
Sarah Hofstetter	\$ 122,750	\$ 152,000 (4)	\$ 274,750
Marc B. Lautenbach	\$ 130,250	\$ 159,500 (4)	\$ 289,750
Mary Alice D. Malone	\$ 119,000	\$ 148,250	\$ 267,250
Keith R. McLoughlin	\$ 294,000	\$ 323,250 (4)	\$ 617,250
Kurt T. Schmidt	\$ 119,000 (3)	\$ 148,250 (4)	\$ 267,250
Archbold D. van Beuren	\$ 131,500	\$ 160,750	\$ 292,250

* Mr. Bilbrey is not standing for re-election.

(1) Amounts reported represent quarterly director compensation payments made in fiscal 2023, on or about September 30, 2022, December 31, 2022, March 31, 2023 and June 30, 2023.

(2) Amounts reported represent the aggregate grant date fair value of shares issued to each director during fiscal 2023, calculated in accordance with FASB ASC Topic 718. The assumptions used in calculating these amounts are included in Note 16 to the Consolidated Financial Statements in our 2023 Form 10-K. Directors are fully vested in stock awards at the time of grant, therefore, there were no unvested stock awards at July 30, 2023.

(3) In 2023, Messrs. Averill, Bilbrey and Schmidt and Ms. Hilado elected to defer their cash payments. This amount was credited to each individual's notional account in the Supplemental Retirement Plan and invested in funds selected by each respective individual.

(4) In 2023, Messrs. Averill, Bilbrey, Lautenbach, McLoughlin and Schmidt and Ms. Hilado and Hofstetter elected to defer the value of their stock awards. This amount was credited to each individual's notional account in the Supplemental Retirement Plan and invested in the Campbell Stock Fund, which is indexed to Campbell common stock.

(5) In 2023, Mr. Hill elected to have the cash portion of his retainer paid in Campbell common stock.

The aggregate perquisites to any individual non-employee director did not exceed the SEC reporting threshold amount of \$10,000.

ITEM 2 — RATIFICATION OF APPOINTMENT OF INDEPENDENT REGISTERED PUBLIC ACCOUNTING FIRM

The Audit Committee is directly responsible for the appointment, compensation, retention and oversight of the independent registered public accounting firm.

The Audit Committee has re-appointed PricewaterhouseCoopers LLP (“PwC”) to serve as our independent registered public accounting firm for fiscal 2024. PwC or one of its predecessor firms has been retained as the Company’s independent registered public accounting firm continuously since we went public in 1954. Representatives of PwC will attend the 2023 Annual Meeting to make a statement if they desire to do so and to answer appropriate questions from shareholders.

The Audit Committee evaluated PwC’s performance, qualifications and independence in making its determination to reappoint PwC. The factors considered in the evaluation included:

- PwC’s performance during fiscal 2023 and in previous fiscal years, including the results of a management survey measuring (i) the quality of PwC’s services, (ii) the sufficiency of PwC’s resources, (iii) PwC’s communication skills and (iv) PwC’s independence and objectivity;
- PwC’s expertise and experience in the consumer-packaged goods industry;
- The experience, professional qualifications and education of the PwC engagement team;
- A review of PwC’s independence program and the processes it uses to maintain independence;
- The scope of PwC’s internal quality control program and the results of its most recent quality control reviews, including reviews by the Public Company Accounting Oversight Board and PwC’s peers; and
- The appropriateness of PwC’s fees for its professional services.

The Audit Committee has the sole authority to approve all engagement fees to be paid to PwC. The Audit Committee regularly meets with the lead audit partner without members of management present, and in executive session with only Audit Committee members present, which provides the opportunity for continuous assessment of the firm’s effectiveness and independence and for consideration of rotating audit firms. In accordance with SEC rules and PwC policies, the firm’s lead engagement partner rotates at least every five years. The Audit Committee and its Chair are involved in the selection of PwC’s lead engagement partner.

The Audit Committee and the Board of Directors believe that the continued retention of PwC to serve as the Company’s independent registered public accounting firm for fiscal 2024 is in the best interests of the Company and its shareholders. Shareholder ratification of the appointment is not required under the laws of the State of New Jersey or our Articles or By-Laws, but as a matter of good corporate governance, the Board is submitting this proposal to shareholders. The affirmative vote of a majority of the votes cast at the meeting is required for ratification. Abstentions will not be counted as votes cast on this proposal. If the appointment is not ratified, the Audit Committee will consider whether it is appropriate to select another audit firm. Even if the appointment is ratified, the Audit Committee may select a different audit firm at any time during the year if it determines that this would be in the best interests of Campbell and its shareholders.

Your Board of Directors Recommends a Vote “FOR” This Proposal

Audit Firm Fees and Services

The aggregate fees, including expenses, billed by PwC, for professional services in fiscal 2023 and 2022 were as follows:

Services Rendered	Fiscal 2023	Fiscal 2022
Audit Fees	\$ 3,879,000	\$ 3,636,000
Audit-Related Fees	\$ 110,000	\$ 25,000
Tax Fees	\$ 107,000	\$ 340,000
All Other Fees	\$ 20,000	\$ 24,000

The audit fees for the years ended July 30, 2023 and July 31, 2022 include fees for professional services rendered for the audits of our consolidated financial statements and the effectiveness of our internal control over financial reporting, quarterly reviews, statutory audits, SEC filings, accounting consultations, and other compliance services required to be performed by our auditor.

The audit-related fees for the years ended July 30, 2023 and July 31, 2022 relate to pension plan audits. Audit-related fees for the year ended July 30, 2023 also included accounting consultations.

Tax fees for the years ended July 30, 2023 and July 31, 2022 include fees for services related to tax compliance, including the preparation of tax returns, tax assistance with tax audits, transfer pricing, and tax consulting.

Other fees for the years ended July 30, 2023 and July 31, 2022 include fees associated with the use of accounting, disclosure and technical research software and the use of benchmarking services.

All audit, audit-related, tax and other fees described above were pre-approved by the Audit Committee in accordance with its pre-approval policy.

Audit Committee Pre-Approval Policy

Our Audit Committee's policy is to pre-approve all audit and non-audit services provided by the independent registered public accountants. These services may include audit services, audit-related services, tax services and other permissible non-audit services. The pre-approval authority details the particular service or category of service that the independent registered public accountants will perform. Management reports to the Audit Committee on the actual fees charged by the independent registered public accountants for each category of service.

During the year, circumstances may arise when it becomes necessary to engage the independent registered public accountants for additional services not contemplated in the original pre-approval authority. In those instances, the Audit Committee approves the services before we engage the independent registered public accountants. In case approval is needed before a scheduled Audit Committee meeting, the Audit Committee has authority to delegate pre-approval authority to one of its members who must report on such pre-approval decisions at the Audit Committee's next regular meeting. During fiscal 2023, the Audit Committee delegated authority to its Chair to pre-approve additional audit and non-audit services in an amount not to exceed \$200,000.

Auditor Independence

Our Audit Committee discussed with PwC the firm's objectivity and independence and PwC advised the committee that PwC is an independent accountant with respect to Campbell, within the meaning of Public Company Accounting Oversight Board Rule 3520 and that the members of its firm are not aware of any relationships between PwC and Campbell that, in their professional judgment, may reasonably be thought to bear on their independence. Furthermore, PwC has advised us that neither it nor any member of its firm has any financial interest,

direct or indirect, in any capacity in us or our subsidiaries. We have made similar inquiries of our directors and executive officers, and we have identified no such direct or indirect interest in PwC. Our Audit Committee also considered whether the provision of non-audit services by PwC to Campbell for the most recent fiscal year and the fees and costs billed and expected to be billed by PwC for those services are compatible with maintaining its independence.

Audit Committee Report

Management has primary responsibility for Campbell's financial statements and the reporting process, including the system of internal control over financial reporting. Our role as the Audit Committee of Board of Directors is to oversee Campbell's accounting and financial reporting processes, including the system of internal control over financial reporting, and audits of its financial statements.

Our duties include overseeing Campbell's management, internal auditors and the independent registered public accounting firm in their performance of the following functions for which they are responsible:

Management

- Preparing Campbell's financial statements in accordance with U.S. GAAP;
- Establishing and assessing effective financial reporting systems and internal controls and procedures; and
- Reporting on the effectiveness of Campbell's internal control over financial reporting.

Internal Auditors

- Independently assessing management's system of internal controls and procedures; and
- Reporting on the effectiveness of that system.

Independent Auditors

- Auditing Campbell's financial statements;
- Issuing an opinion about the financial statements' conformity with U.S. GAAP; and
- Annually auditing the effectiveness of Campbell's internal control over financial reporting.

The Audit Committee discussed with the internal auditors and the independent registered public accounting firm the overall scope and plans for their respective audits. The Audit Committee reviewed with the internal auditors and independent registered public accounting firm, with and without members of management present, the results of their audits, their assessment of Campbell's internal control over financial reporting and the overall quality of Campbell's financial reporting.

Prior to Campbell's filing of its Annual Report on Form 10-K for the fiscal year ended July 30, 2023 with the SEC, the Audit Committee also during the year:

- Reviewed and discussed with management and the independent registered public accounting firm the audited financial statements;
- Reviewed and discussed with the independent registered public accounting firm the critical audit matters arising from the current period audit of the financial statements that were communicated or required to be communicated to the Audit Committee and that (1) relate to accounts or disclosures that are material to the consolidated financial statements, and (2) involved the auditor's especially challenging, subjective or complex judgments;
- Reviewed and discussed with management and the independent registered public accounting firm the assessment by management and the independent registered public accounting firm of the adequacy and effectiveness of Campbell's internal control over financial reporting;
- Discussed with the independent registered public accounting firm the matters required to be discussed by the applicable requirements of the Public Company Accounting Oversight Board and the SEC regarding the independent registered public accountants' communications with the Audit Committee;
- Received from the independent registered public accounting firm a written report stating that they are not aware of any relationships between the registered public accounting firm and Campbell that, in their professional judgment, may reasonably be thought to bear on their independence, as required by applicable requirements of the Public Company Accounting Oversight Board regarding the independent accountant's communication with the audit committee concerning independence;
- Discussed with the independent registered public accounting firm the firm's objectivity and independence; and
- Considered whether the provision of non-audit services by the independent registered public accounting firm to Campbell for the most recent fiscal year and the fees and costs billed and expected to be billed by the independent registered public accounting firm for those services are compatible with maintaining its independence.

Based on the review and discussions described in this report, and subject to the limitations of the Audit Committee's role and responsibilities outlined in this report, the Audit Committee recommended to the Board that Campbell's audited consolidated financial statements be included in Campbell's Annual Report on Form 10-K for the fiscal year ended July 30, 2023 for filing with the SEC.

Audit Committee

Howard M. Averill, Chair
Fabiola R. Arredondo
Bennett Dorrance, Jr.
Maria Teresa Hilado
Sarah Hofstetter
Archbold D. van Beuren

Approved: September 20, 2023

ITEM 3 — ADVISORY VOTE ON FISCAL 2023 EXECUTIVE COMPENSATION

Section 14A of the Exchange Act requires that shareholders be given the opportunity to cast an advisory (non-binding) vote on executive compensation. This vote, commonly known as a “Say on Pay” vote, gives shareholders the opportunity to vote for or against named executive officer (“NEO”) compensation during a given fiscal year. Shareholders’ votes are not intended to address any specific item of the compensation program, but rather to address our overall approach to executive compensation as disclosed in this proxy statement in accordance with the SEC’s rules.

As described in detail in the Compensation Discussion and Analysis beginning on page 43, our compensation program is designed to link pay to Company, division and individual performance, and reward achievements in those areas accordingly. The objectives of the executive compensation program are to:

- Align the financial interests of our NEOs with those of our shareholders, in both the short and long term;
- Provide incentives for achieving and exceeding our short- and long-term goals;
- Attract, motivate and retain key executives by providing total compensation opportunities that are competitive with opportunities offered by other companies in the food, beverage and consumer products industries; and
- Differentiate the level of compensation based on individual and business unit performance, leadership potential and level of responsibility within the organization.

The Compensation and Organization Committee (“Compensation Committee”) of the Board of Directors annually reviews our compensation structure, including the apportionment of pay between fixed and at-risk compensation elements and the design of the incentive compensation programs, and reviews and approves the applicable performance metrics by which such at-risk compensation is paid. The Compensation Committee believes that

our executive compensation program effectively implements our compensation principles and policies, achieves our compensation objectives and aligns the interests of the NEOs and shareholders. Please read the entire Compensation Discussion and Analysis beginning on page 43 for additional details about our executive compensation programs, including detailed information about fiscal year 2023 compensation of the NEOs.

The Board of Directors is asking shareholders to support our fiscal 2023 executive compensation program, as disclosed in this proxy statement. The vote required for approval of this proposal is a majority of the votes cast. Abstentions and broker non-votes will not be counted as votes cast on this proposal. This vote on executive compensation is advisory, and therefore, will not be binding on Campbell Soup Company, the Compensation Committee or the Board of Directors, and it will not be construed as overruling any decision by the Company or the Board of Directors or creating or implying any change to, or additional fiduciary duties for, the Company or the Board of Directors.

Your Board of Directors Recommends a Vote **“FOR”** This Proposal and **“FOR”** the Following Resolution:

“RESOLVED, that the shareholders of Campbell Soup Company approve, on an advisory basis, the compensation paid to Campbell Soup Company’s named executive officers, as disclosed in the 2023 Proxy Statement pursuant to the Securities and Exchange Commission’s compensation disclosure rules, including the Compensation Discussion and Analysis, the 2023 executive compensation tables and related narrative discussion.”

ITEM 4 — ADVISORY VOTE ON THE FREQUENCY OF FUTURE ADVISORY VOTES ON EXECUTIVE COMPENSATION

Section 14A of the Exchange Act also requires that shareholders be given the opportunity at least every six years to cast an advisory (non-binding) vote as to how frequently they want to cast a “Say on Pay” advisory vote on executive compensation. By voting on this proposal, shareholders may indicate whether they would prefer future advisory votes on executive compensation to take place every one, two or three years. Shareholders last voted on this proposal at the 2017 Annual Meeting of Shareholders and an overwhelming majority voted for an annual “Say on Pay” advisory vote.

The Board of Directors, upon recommendation of the Compensation Committee, believes that continuing to conduct an annual “Say on Pay” advisory vote is the most appropriate choice for our shareholders. This frequency will allow shareholders to provide timely, direct input on our executive compensation program. In addition, an annual advisory “Say on Pay” vote is consistent with our practice of seeking input from, and engaging with, our shareholders. For these reasons, the Board of Directors recommends that you vote for an annual “Say on Pay” advisory vote.

The voting choice that receives the highest number of votes cast will be the frequency selected by our shareholders for the “Say on Pay” advisory vote. Abstentions and broker non-votes will not be counted as votes on this proposal. This vote on frequency is advisory, and, therefore, will not be binding on Campbell Soup Company, the Compensation Committee or the Board of Directors, and it will not be construed as overruling any decision by the Company or the Board of Directors or creating or implying any change to, or additional fiduciary duties for, the Company or the Board of Directors.

Your Board of Directors Recommends a Vote of “ONE YEAR” as the Proposal Frequency.

COMPENSATION DISCUSSION AND ANALYSIS ("CD&A")

This CD&A describes our executive compensation program for the Chief Executive Officer ("CEO"), the Chief Financial Officer ("CFO"), and the three other most highly compensated executive officers who were serving as executive officers at fiscal year end (July 30, 2023), (collectively with the CEO, and the CFO, "named executive officers" or "NEOs"). The Compensation and Organization Committee ("Compensation

Committee" or "Committee") of the Board of Directors oversees all aspects of NEO compensation, including annual incentive compensation under our Annual Incentive Plan ("AIP") and long-term incentive compensation under our Long-Term Incentive Program ("LTI Program"). The fiscal 2023 NEOs are:

- **Mark A. Clouse** President and Chief Executive Officer
- **Carrie L. Anderson** Executive Vice President and Chief Financial Officer
- **Mick J. Beekhuizen** Executive Vice President and President, Meals & Beverages, and Former Chief Financial Officer
- **Adam G. Ciongoli** Executive Vice President, General Counsel and Chief Sustainability, Corporate Responsibility and Governance Officer
- **Christopher D. Foley** Executive Vice President and President, Snacks
- **Daniel L. Poland** Executive Vice President and Chief Supply Chain Officer

<p>1 WHAT HAPPENED IN 2023? Strategy and 2023 Financial Results 2023 Executive Compensation: Payouts</p>	44	<p>4 HOW DO WE COMPENSATE OUR NEOs? Compensation Elements Base Salary Annual Incentive Compensation Long-Term Incentive Compensation Fiscal 2023 Long-Term Incentive Program Awards with Performance Periods Ending in Fiscal 2023 Retirement Plans and Other Benefits</p>	48
<p>2 WHAT ARE OUR COMPENSATION PRACTICES? Compensation Objectives Compensation Principles and Policies Compensation Governance Results of 2022 Say on Pay Vote</p>	45	<p>5 HOW DO WE MANAGE RISKS RELATED TO OUR COMPENSATION PROGRAM? Risk Assessment — Incentive Compensation Programs Executive Stock Ownership Tax Implications Policies Prohibiting Hedging or Pledging Company Securities Incentive Compensation Clawback Policy</p>	57
<p>3 HOW ARE COMPENSATION DECISIONS MADE? Role of the Compensation and Organization Committee Role of Management Role of Independent Compensation Consultant Peer Groups</p>	46		

1 WHAT HAPPENED IN 2023?

Strategy and 2023 Financial Results

Our strategy is to deliver profitable growth by focusing on our core brands in two divisions within North America. This strategy is based on four pillars:

- Building a winning team and culture;
- Accelerating profitable growth;
- Fueling investments and margins with targeted cost savings; and
- Delivering on the promise of our purpose.

In fiscal 2023 we delivered strong growth across our key financial metrics, coming in ahead of our initial expectations and advancing many of our key strategic initiatives. Collectively, we continued to solidify the foundation that has delivered consistent and dependable results over the past several years.

On August 31, 2023, we announced our fiscal 2023 financial results, which included:

- Net sales of \$9.357 billion, an increase of 9% versus 2022
- Organic net sales of \$9.382 billion, an increase of 10% versus 2022
- Earnings before interest and taxes ("EBIT") of \$1.312 billion, an increase of 13% versus 2022
- Adjusted EBIT of \$1.367 billion, an increase of 5% versus 2022

2023 Executive Compensation: Payouts

Our financial performance in fiscal 2023 met or exceeded the target metrics that were established by the Committee under the AIP, as discussed, beginning on page 50. Final payouts reflect the performance versus predetermined goals as well as the Committee's judgment. Based on our results and the Committee's overall evaluation of Company performance in fiscal 2023 including the review of the quality of financial results as further described on page 50, the Committee set a Total Company Performance Score of 120% of target.

- Earnings per share ("EPS") of \$2.85, an increase of 14% versus 2022
- Adjusted EPS of \$3.00, an increase of 5% versus 2022
- Cash flows from operations of \$1.143 billion, versus \$1.181 billion in 2022
- Snacks net sales and operating earnings increased 13% and 24%, respectively, versus 2022
- Meals & Beverages net sales and operating earnings increased 7% and 2%, respectively, versus 2022

These results reflect the effective execution of our focused strategy, along with the sustained consumer demand for our brands. We have further enhanced the equity of our brands, invested in additional capacity for future growth and strengthened our capabilities.

More information on our business performance in fiscal 2023 is available in our 2023 Form 10-K, which is included in the 2023 Annual Report to Shareholders that accompanies this proxy statement. Information on items impacting comparability is available in Appendix A, which also provides a reconciliation of organic net sales, adjusted EBIT and adjusted EPS, which are non-GAAP measures, to their most comparable GAAP measures.

Our TSR performance over the three-year performance period ending in fiscal 2023 was ranked 7th in the 11-company Performance Peer Group, resulting in the TSR performance-restricted share units with a performance period ending in fiscal 2023 vesting at 75% of target. See pages 52-55 for additional information.

Compensation Objectives

The objectives of our executive compensation program are to:

- Align the financial interests of the NEOs with those of our shareholders, in both the short and long term;
- Provide incentives for achieving and exceeding our short-term and long-term goals;
- Attract, motivate and retain our key executives by providing total compensation opportunities that are competitive with opportunities offered by other companies in the food, beverage and consumer products industries; and
- Differentiate the level of compensation based on individual and business unit performance, leadership potential and level of responsibility within the organization. Individual performance is rated based upon demonstrated leadership skills, accomplishment of objectives, business unit or functional accountabilities and personal contributions.

Compensation Principles and Policies

The Compensation and Organization Committee annually reviews and approves the principles and policies for executive compensation. In fiscal 2023, the Committee reviewed the compensation principles and policies and determined that no changes were required. The current compensation principles and policies are:

- Campbell offers a total compensation package that is designed to link pay to Company, business unit and individual performance and attract, motivate and retain the caliber of talent needed to deliver successful business performance in absolute terms and relative to competition;
- Compensation levels are set after comparing Campbell's pay levels and practices to the practices of the Compensation Peer Group (see page 47), which is reviewed annually by the Committee;
- Campbell targets total annual compensation, consisting of salary, annual incentives and long-term incentives, to approximate the market median to enable the Company to recruit and retain executive talent. A regression analysis is also reviewed to provide supplemental data reflecting the differences in the total revenue of various peer companies compared to our total revenue. Our competitive position is reviewed annually by the Committee. An individual executive's salary, target annual incentive and target long-term incentives may be higher or lower than the approximate market median due to a number of factors including the scope of the individual's job responsibilities, his or her individual contributions and experience, business performance and job market conditions;
- Annual incentive payments are based on our performance compared to the goals established at the beginning of the fiscal year in designated measurement areas relating to our financial and enterprise priorities for that year. The Committee evaluates performance compared to the annual goals to establish the AIP pool and uses its judgment to make any adjustments;
- Long-term incentive grants are delivered in a combination of performance-restricted share units and time-lapse restricted share units, with the mix varying by level of responsibility within the organization; and
- Senior executives have a substantial portion of their compensation at risk, based upon the achievement of the performance goals for annual incentive payments and the performance goals for long-term incentives. To further align the interests of our senior executives with those of shareholders, a higher proportion of the incentive compensation delivered to senior executives is through performance-based long-term incentives that are paid out depending upon our financial performance (see pages 52 - 55 for a description of the LTI Program).

Compensation Governance

Our executive compensation program reflects the following best practices:

WE DO

- ✓ Maintain a strong alignment between corporate performance and compensation
- ✓ Annually review the risk profile of our compensation programs and maintain risk mitigators
- ✓ Use an independent compensation consultant retained directly by the Compensation and Organization Committee
- ✓ Use "double-trigger" change in control provisions in all change in control agreements with our NEOs

WE DO NOT

- ✗ Have an employment agreement with our CEO or any other executive officers
- ✗ Pay dividends or dividend equivalents to NEOs on unearned equity awards
- ✗ Reprice stock options without the approval of Campbell shareholders
- ✗ Provide tax gross ups in any change in control agreement

WE DO

- ✓ Have a policy that allows for the clawback of incentive compensation upon a material financial restatement resulting from fraud or intentional misconduct and have performance share award agreements that allow for award clawback in the event of a breach of duty of loyalty
- ✓ Maintain robust stock ownership guidelines for all executive officers

WE DO NOT

- ✗ Allow any directors or officers to hedge Campbell common stock
- ✗ Allow any directors or executive officers to pledge Campbell common stock

Results of 2022 Say on Pay Vote

At the 2022 Annual Meeting of Shareholders, we held our annual shareholder advisory vote on executive compensation, or "Say on Pay" vote. Ninety-five percent (95%) of the votes cast were in favor of the "Say on Pay" proposal.

As the Committee evaluated our compensation principles and policies during fiscal 2023, it was mindful of this favorable

outcome and our shareholders' strong support of our compensation objectives and compensation programs. The Committee has maintained its general approach to executive compensation and made no material changes in fiscal 2023 to the compensation principles and policies or the objectives of our compensation program in response to the results of the "Say on Pay" vote.

3 HOW ARE COMPENSATION DECISIONS MADE?

Role of the Compensation and Organization Committee

The Committee has overall responsibility for our executive compensation program. The Committee annually reviews compensation strategy, principles and policies, including the apportionment of pay between fixed compensation and incentive compensation elements, and the design of incentive compensation programs. The Committee approves all compensation and benefits for our executive officers (including current executive officers who are NEOs) and Company executives with base salaries in excess of \$600,000 per year, authorizes the aggregate amount of annual incentive awards for all eligible participants under the AIP and the LTI Program, and authorizes the CEO to allocate awards to other participants under the AIP and the LTI Program, up to an aggregate amount. Pursuant to the terms of its charter, the Committee is authorized to delegate any of its responsibilities to subcommittees as it deems appropriate, subject to the requirements of applicable laws, regulations and shareholder approved plans. The Committee has delegated to the Chair of the Committee the authority to approve compensation actions for executive officers between Committee meetings when necessary for business continuity purposes.

A subcommittee consisting of the Chair of the Committee and either the independent Board Chair or another independent director must jointly approve any equity grants made to executive officers between meetings.

Following the completion of the fiscal year, the Committee reviews the performance of the NEOs and approves each executive's annual incentive payment for the just-completed fiscal year and certifies the vesting of long-term incentive awards for performance periods ending as of the just-completed fiscal year. The Committee also reviews and approves the base salary, annual incentive target and long-term incentive grant for the current fiscal year. This review of all major elements of executive compensation at one time provides the Committee with a comprehensive analysis of the target dollar amount of compensation that would be delivered by each element of compensation, assuming that the required performance goals are attained.

The Committee also reviews major organizational changes and reviews our succession planning and leadership development processes.

Role of Management

It is our customary practice for the CEO and the Executive Vice President and Chief Human Resources Officer to provide recommendations to the Committee on compensation actions for our executive officers (except for actions related to their own compensation) and on potential changes in the design of executive compensation programs, which the Committee then reviews with its independent compensation consultant. In September 2022, Mr. Clouse and the Executive Vice President and Chief Human Resources Officer recommended to the

Committee compensation actions for all of the Company's executive officers (other than their own positions), including the NEOs. The recommendations included fiscal 2022 AIP awards and base salaries and LTI grants for fiscal 2023. In September 2023, Mr. Clouse and the Executive Vice President and Chief Human Resources Officer recommended to the Committee fiscal 2023 AIP awards and base salaries and LTI grants for fiscal 2024 for the Company's executive officers (other than their own positions), including the NEOs.

Role of Independent Compensation Consultant

Pursuant to its charter, the Committee is authorized to engage an outside advisor to assist in the design and evaluation of our executive compensation program, as well as to approve the fees paid to such advisor and other terms of the engagement. Prior to the retention of an outside advisor, the Committee assesses the prospective advisor's independence, taking into consideration all relevant factors, including those factors specified in the NYSE listing standards.

FW Cook has been the Committee's independent compensation consultant since fiscal 2014. Each year the Committee reviews the performance of FW Cook. FW Cook does not provide us with any services other than advising the Committee on executive compensation and advising the Governance Committee on non-employee director compensation. The Committee did not engage any other compensation advisor in fiscal 2023. At the direction of the Committee, FW Cook provided advice on CEO compensation, compensation trends, governance issues and other

matters of interest to the Committee during fiscal 2023. The Committee assessed FW Cook's independence, taking into account a number of factors such as: (1) the provision of other services to Campbell by FW Cook; (2) the amount of fees received from Campbell by FW Cook as a percentage of the total revenue of FW Cook; (3) FW Cook's policies and procedures to prevent conflicts of interest; (4) any business or personal relationship between FW Cook and the members of the Committee; (5) any ownership of Campbell stock by the individuals at FW Cook performing consulting services for the Committee; and (6) any business or personal relationship between FW Cook or the individuals performing consulting services for the Company and any Campbell executive officer. FW Cook provided the Committee with appropriate assurances regarding its independence. Based on this analysis, the Committee has concluded that FW Cook has been independent throughout its service to the Committee and that there are no conflicts of interest.

Peer Groups

The Committee identifies both a Compensation Peer Group and a Performance Peer Group (which is a subset of the Compensation Peer Group) in designing and determining executive compensation. The Committee uses the Compensation Peer Group to evaluate the competitiveness of executive compensation and uses the Performance Peer Group to measure our relative TSR performance.

The Compensation Peer Group consists of companies in the food, beverage and consumer products industries with whom we primarily compete for executive talent. The Performance Peer Group includes the companies in the Standard & Poor's Packaged Foods Group, which are independently selected by Standard & Poor's ("S&P") based upon the similarities of the companies' businesses in the packaged foods industry.

The composition of the Compensation Peer Group is reviewed and approved by the Committee each fiscal year after obtaining advice from its independent compensation consultant. For fiscal 2023, following its review, the Committee replaced Dean Foods Company with Post Holdings, Inc. in the Compensation Peer Group as Dean Foods Company is no longer considered an active competitor for our talent while Post Holdings, Inc. was identified as a competitive peer for our talent.

In fiscal 2023, the Committee compared our target total compensation levels with levels at the companies in the

Compensation Peer Group identified in the table below. Given our relatively small size in relation to many of the companies in the Compensation Peer Group, a regression analysis is also reviewed to provide supplemental data reflecting the differences in the total revenue of various peer companies compared to our total revenue. The Committee believes that use of the Compensation Peer Group is the most effective method to evaluate and set the compensation needed to attract, motivate and retain the executive talent needed to manage our businesses and operations successfully, because these are the primary companies with which we compete for senior executives. Use of this peer group also provides a broad database that allows Campbell to obtain accurate, representative survey information for a majority of its positions.

The Committee also reviewed the Performance Peer Group in fiscal 2023 and continues to believe that it is the appropriate group in Campbell's industry against which to measure our TSR performance. TSR performance of the companies in the Compensation Peer Group that are not in the packaged foods industry is more likely to be affected by economic developments that do not affect the packaged foods industry. Companies that are added to and deleted from the S&P Packaged Foods Group are automatically added to, or deleted from, the Performance Peer Group. The companies currently in the S&P Packaged Foods Group are noted in the table below; this list is also readily available through S&P.

Fiscal 2023 Compensation Peer Group & Performance Peer Group

- | | | |
|--------------------------------------|---|------------------------------------|
| ■ Anheuser-Busch Companies, Inc. | ■ Johnson & Johnson Company | ■ Nestle USA, Inc. |
| ■ The Clorox Company | ■ J.M. Smucker Company ⁽¹⁾ | ■ PepsiCo, Inc. |
| ■ The Coca-Cola Company | ■ Kellogg Company ⁽¹⁾ | ■ Post Holdings, Inc. |
| ■ Colgate-Palmolive Company | ■ Keurig Dr. Pepper Inc. | ■ The Procter & Gamble Company |
| ■ ConAgra Foods, Inc. ⁽¹⁾ | ■ Kimberly-Clark Corporation | ■ S.C. Johnson & Son, Inc. |
| ■ Flowers Foods, Inc. | ■ The Kraft Heinz Company ⁽¹⁾ | ■ Treehouse Foods, Inc. |
| ■ General Mills, Inc. ⁽¹⁾ | ■ Mars, Inc. | ■ Tyson Foods, Inc. ⁽¹⁾ |
| ■ The Hershey Company ⁽¹⁾ | ■ McCormick & Company, Inc. ⁽¹⁾ | ■ Unilever United States, Inc. |
| ■ Hormel, Inc. ⁽¹⁾ | ■ Mondelez International, Inc. ⁽¹⁾ | |

(1) These companies, plus Campbell, constitute the entire S&P Packaged Foods Group, the Performance Peer Group used to measure TSR performance for calculation of the payout of TSR performance-restricted share units under the LTI Program.

Compensation Elements

The primary components of our executive compensation and benefits programs are summarized in the following table:

Element	Purpose/Objective	Additional Info	
Fixed	Base Salary	<ul style="list-style-type: none"> Provide a base level of compensation that is competitive in relation to the responsibilities of each executive's position to attract the talent needed to successfully manage our business and execute our strategies 	Page 49
At Risk	Annual Cash Incentive	<ul style="list-style-type: none"> Motivate and reward the achievement of annual operating plan goals Recognize individual contribution, measured by the impact on the performance of the Company, division, function or team 	Pages 49 - 52
	Long-Term Equity Incentive	<ul style="list-style-type: none"> Motivate and reward executives based upon our success in delivering value to our shareholders Retain the executive talent necessary to successfully manage our business and execute our strategies Align pay with performance metrics that impact long-term value creation 	Pages 52 - 55
Benefits	Retirement Programs	<ul style="list-style-type: none"> Provide retirement benefits at competitive levels consistent with programs for our broad-based employee population 	Page 55
	Post-Termination Compensation and Benefits	<ul style="list-style-type: none"> Provide market-competitive benefits to attract the talent needed to successfully manage our business and execute our strategies Provide a reasonable measure of financial stability in the event of involuntary termination or change in control 	Pages 68 - 71
	Benefits and Perquisites	<ul style="list-style-type: none"> Provide market-competitive benefits and perquisites to attract the talent needed to successfully manage our business and execute our strategies 	Page 56

The proportion of compensation delivered in each of these elements is designed to:

- put more compensation at risk based upon Company or business unit and individual performance for NEOs, whose performance is more likely to influence the results of the executive's business unit or function, or the results of the Company as a whole;
- align NEO compensation with shareholder value creation through long-term incentives based on relative and absolute total shareholder return;
- provide consistency over time in the proportion of compensation opportunity among the elements, while varying actual pay based upon Company, business unit and individual performance; and
- be competitive with the practices of the Compensation Peer Group in order to attract, motivate and retain key executives.

Our NEOs have a substantial portion of their target compensation at risk:

CEO

89% at-risk

Base Salary	Bonus	LTI
11%	19%	70%

Other NEOs

76% at-risk

Base Salary	Bonus	LTI
24%	21%	55%

Base Salary

The Committee considers a number of factors in determining individual base salaries for the NEOs, including the scope of an individual's job responsibilities, his or her individual contributions and experience, business performance, job market conditions, the salary budget guidelines, and the individual's current base salary as compared with those of persons in similar positions at other companies in the Compensation Peer Group, as well as within the Company. Targets for annual incentive payments and long-term incentive grants are a percentage of base salary.

Individual salaries for NEOs are reviewed each September by the Committee when it conducts its annual review of executive performance. Merit increases are generally based on the CEO's (for executives other than the CEO) and the Committee's assessment of individual performance.

In September 2022, the Committee reviewed the base salaries for all of the NEOs. The Committee decided to increase the

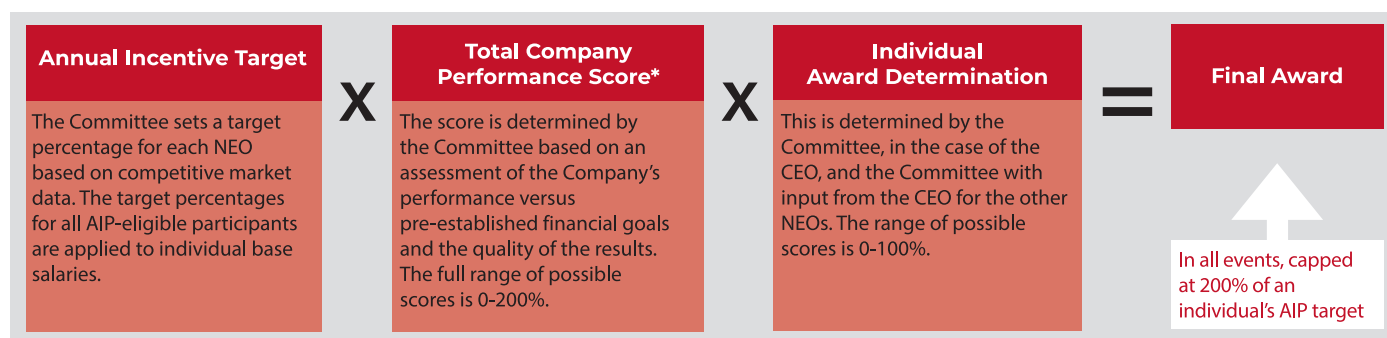
fiscal 2023 base salaries for Messrs. Clouse, Beekhuizen, Ciongoli, Foley and Poland by 3.7%, 3.7%, 3%, 3% and 3% respectively, overall generally in line with the average 3% base salary increases for our U.S.-based salaried employees. In October 2022, subsequent to Mr. Foley's move from Executive Vice President and President, Meals & Beverages to Executive Vice President and President, Snacks, the Committee approved a 4.2% increase in Mr. Foley's base salary to bring his base salary closer to the market median as compared with those persons in similar positions at other companies in our Compensation Peer Group. Ms. Anderson's base salary was established at \$750,000 in January 2023 in connection with her employment as Executive Vice President and CFO, which was in line with the CFO benchmark within our Compensation Peer Group.

The amount of base salary paid to each of the NEOs in fiscal 2023 is presented in the 2023 Summary Compensation Table on page 59.

Annual Incentive Compensation

In fiscal 2023, all NEOs were eligible to receive an annual incentive award under the Campbell Soup Company Annual Incentive Plan ("AIP"). Awards to NEOs under the AIP are determined based on Company and/or division performance (as applicable) and individual performance, as illustrated in the table below.

A narrative discussion of each component follows.



* AIP awards for NEOs who are division leaders are determined using a score that is weighted 30% on the assessment of total Company performance and 70% on the assessment of the division's performance. The CEO has the discretion to determine the performance scores for each of the Company's divisions.

Annual Incentive Target

Each year, the Committee establishes a competitive annual incentive target under the AIP, expressed as a percentage of base salary, for each NEO. The AIP target percentages are at or near the size-adjusted median for similar executive positions at companies in the Compensation Peer Group. The maximum payout under the AIP for any individual is 200% of his or her target.

The Committee reviewed the fiscal 2023 AIP targets for Messrs. Beekhuizen, Ciongoli and Foley and determined that no changes were warranted to the targets for fiscal 2023. For Mr. Poland, based upon a review of competitive market data, the Committee increased Mr. Poland's target from 65% to 80%. For Mr. Clouse, based upon the recommendation of the Committee's independent compensation consultant, to be competitive with the CEO benchmark within the Compensation Peer Group, the Committee increased Mr. Clouse's target from 160% to 170%. The Committee set Ms. Anderson's full-year 2023 target at 90% in connection with her employment as Executive Vice President and CFO.

The fiscal 2023 annual incentive targets for the NEOs were:

Name	Fiscal 2023 Annual Incentive Target (% of Base Salary)	Fiscal 2023 Annual Incentive Target (\$)
Mark A. Clouse	170%	\$ 2,057,000
Carrie L. Anderson*	48%	\$ 325,479
Mick J. Beekhuizen	90%	\$ 720,000
Adam G. Ciongoli	80%	\$ 646,220
Christopher D. Foley	90%	\$ 630,000
Daniel L. Poland	80%	\$ 515,000

* The Annual Incentive Target for Ms. Anderson is pro-rated based on her time of employment during fiscal 2023.

Fiscal 2023 Total Company Performance Score

Fiscal 2023 was a year in which we planned to continue to execute against our strategic plan by focusing on the growth of our snacks business while also continuing to invest in U.S. soup and other core brands, to continue pursuing our multi-year cost saving, productivity and pricing initiatives to mitigate inflation, to deliver composite-weighted market share growth within both divisions, and to deliver progress against certain ESG goals.

Considering the foregoing, the Committee chose to base the fiscal 2023 Total Company Performance Score for the AIP on three financial metrics – net sales, adjusted EBIT and free cash flow – and established the performance targets set forth in the table below (dollars in millions).

Metric Weighting	Performance Targets			
	Threshold	Target	Over-Achievement	Exceptional
Net Sales (40%)	\$ 8,607	\$ 9,015 – \$ 9,106	\$ 9,695	\$ 9,876
Adjusted EBIT (40%)	\$ 1,188	\$ 1,294 – \$ 1,347	\$ 1,426	\$ 1,452
Free Cash Flow (20%)	\$ 650	\$ 750 – \$ 780	\$ 880	\$ 918

The performance targets set forth above aligned with the Company's internal operating plan and externally provided net sales and adjusted EBIT guidance that we initially set for fiscal 2023 and were designed to be challenging to achieve. For each of the Net Sales and Adjusted EBIT metrics, threshold performance results in a 50% payout of target funding, for the Free Cash Flow Metric, threshold performance results in 25% funding, and for all metrics, performance within the target range results in a 100% payout of target funding, over achievement results in a 175% payout of target funding, and exceptional performance results in 200% funding; straight-line interpolation will be used between points to determine the actual payout.

In establishing the metrics, performance targets and payout ranges for the fiscal 2023 Total Company Performance Score at the beginning of the fiscal year, the Committee recognized that there would be continued volatility in commodity and input prices in fiscal 2023, and more normalized demand levels and elevated inflation levels would likely have broad macro-economic impacts throughout fiscal 2023. In recognition of this continuing uncertain environment, the Committee decided to maintain a reduced leverage for a given level of performance versus target and the wider ranges applicable for each level of achievement.

Given the importance of growing market share and ESG, the Committee decided to use composite market share and progress against certain ESG goals as qualitative performance qualifiers.

The Committee believed that linking the fiscal 2023 AIP to net sales, adjusted EBIT and free cash flow would appropriately incent the management team to take the necessary steps to continue brand growth in Snacks, invest in our Meals & Beverages business and continue to deliver cost savings and network optimization. It established the performance targets and payout ranges described above to incent management to deliver its external outlook, which the Committee believed would help the Company establish a solid foundation for future business growth. Specifically, the Committee approved target goals for free cash flow for fiscal 2023 below actual results for fiscal 2022 primarily based upon anticipated increased capital expenditures in fiscal 2023.

The table below summarizes our fiscal 2023 performance for AIP purposes. Adjusted EBIT is a non-GAAP measure and excludes certain items impacting comparability as set forth in Appendix A. Free cash flow is an internal metric that measures net cash provided by operating activities less capital expenditures and certain investing and financing activities (dollars in millions).

	Fiscal 2023 AIP Performance	Performance Assessment	Score	Weighting	Weighted Contribution to Total Company Performance Score
Net Sales	\$9,357	Overachievement	133%	40%	53%
Adjusted EBIT	\$1,367	Overachievement	125%	40%	50%
Free Cash Flow	\$743	Threshold	95%	20%	19%

Formulaically, the Total Company Performance Score provided for a payout equal to 122% of target. However, the Committee retains discretion to adjust the Total Company Performance Score for quality of results and other factors as it deems appropriate and exercised such discretion in fiscal 2023. Once the performance metrics review was complete, the Committee performed a review of the quality of the fiscal 2023 results to determine if any adjustments were necessary to the overall payout. In evaluating the quality of results the Committee considered composite market share performance and progress against certain ESG goals. The Company's composite market

share performance was slightly below expectations which negatively impacted the Committee's evaluation of quality of results. The Company's progress against certain ESG goals was in-line with expectations and the Committee evaluated this performance qualifier neutrally. The Committee also positively considered additional capital projects undertaken to support the Company's growth, which negatively impacted free cash flow. Based on the foregoing, the Committee decided to exercise negative discretion and reduce the approved Total Company Performance Score payout from 122% of target to 120% of target for fiscal 2023.

Fiscal 2023 CEO and NEO Annual Incentive Compensation

Mark A. Clouse

In September 2023, the Committee evaluated Mr. Clouse's fiscal 2023 performance, taking into account the Company's performance in fiscal 2023 against the metrics established for the AIP, for which Mr. Clouse, as our CEO, has ultimate oversight and responsibility. The Committee also evaluated Mr. Clouse's individual performance, as assessed by all

independent directors on the Board through the CEO evaluation process, which among other things, noted Mr. Clouse's leadership in a volatile and dynamic environment; delivery of financial results in line with external guidance; clear and transparent communication with the Board and other stakeholders; and improving the Company's supply chain. Based on this review, the Committee established Mr. Clouse's fiscal 2023 AIP award as shown in the table below.

Name	Fiscal 2023 Annual Incentive Target		Fiscal 2023 Company Performance Score		Fiscal 2023 Individual Performance Score		Fiscal 2023 Annual Incentive Award
Mark A. Clouse	\$2,057,000	x	120 %	x	100 %	=	\$2,468,400

Other NEOs

Each NEO has individual performance goals for fiscal 2023 against which his or her individual performance was assessed. Mr. Clouse provided the Committee with his assessment of each NEO's fiscal 2023 performance and achievement relative to his or her individual performance goals. In providing the Committee with his assessment, Mr. Clouse made note of the following individual accomplishments for each NEO: Ms. Anderson's leadership in the areas of cash flow management and cost savings programs, her leadership in advancing key strategic corporate development initiatives and strategic assistance with M&A initiatives; Mr. Beekhuizen's leadership in advancing the Company's strategic agenda, efforts to reprioritize the Meals & Beverages strategy in a dynamic

environment and strategic assistance with M&A initiatives; Mr. Ciongoli's oversight of legal, compliance and government relations functions and leadership expansion, integration of the ESG function across the organization and strategic assistance with M&A initiatives; Mr. Foley's leadership in advancing the Company's strategic agenda, efforts on brand growth and innovations, and margin improvement within the Snacks division; and Mr. Poland's leadership in key supply chain improvement initiatives and strategic assistance with M&A initiatives. Based on the individual performance of Ms. Anderson, Mr. Beekhuizen, Mr. Ciongoli, Mr. Foley and Mr. Poland, Mr. Clouse recommended, and the Committee reviewed and approved, the AIP payouts as shown in the table below.

Name	Fiscal 2023 Annual Incentive Target	Fiscal 2023 Performance Score	Fiscal 2023 Individual Performance Score	Fiscal 2023 Annual Incentive Award
Carrie L. Anderson ^{(1) (2)}	\$ 325,479 x	120% x	100%	= \$ 390,575
Mick J. Beekhuizen ⁽³⁾	\$ 720,000 x	111% x	100%	= \$ 801,000
Adam G. Ciongoli ⁽²⁾	\$ 646,220 x	120% x	100%	= \$ 775,464
Christopher D. Foley ⁽³⁾	\$ 630,000 x	131% x	100%	= \$ 825,930
Daniel L. Poland ⁽²⁾	\$ 515,000 x	120% x	100%	= \$ 618,000

(1) The AIP target for Ms. Anderson was pro-rated based on her time of employment during fiscal 2023.

(2) For purposes of determining the fiscal 2023 AIP award for Ms. Anderson, Mr. Ciongoli and Mr. Poland, the Committee used a score that was based on total Company performance. AIP awards for NEOs who are division leaders are determined using a score that is weighted 30% on the assessment of total Company performance and 70% on the assessment of the division's performance.

(3) Due to the transition of each of Mr. Beekhuizen and Mr. Foley into different roles within the Company in fiscal 2023, the weightings were blended to reflect the time in their various corporate or divisional roles. For purposes of determining the fiscal 2023 AIP award for Mr. Beekhuizen, the Committee used a score that was weighted 65% on an assessment of total Company performance and 35% on an assessment of the Meals & Beverages division. For purposes of determining the fiscal 2023 AIP award for Mr. Foley, the Committee used a score that was weighted 30% on an assessment of total Company performance, 52% on an assessment of the Snacks division and 18% on an assessment of the Meals & Beverages division.

Sign-On Bonus to Ms. Anderson

On January 25, 2023, we announced Ms. Anderson was elected Executive Vice President and CFO effective February 6, 2023. In connection with her hiring, the Committee authorized a one-time cash payment of \$1,500,000 in recognition of the forfeiture of an annual bonus from her prior employment. This cash payment is subject to reimbursement in the event Ms. Anderson voluntarily leaves the Company within 12 months from the start of her employment.

Long-Term Incentive Compensation

Long-term incentives are typically equity awards, although cash-based awards may be made in limited circumstances. Equity grants are typically approved by the Committee each September, which is near the beginning of our fiscal year. Individual grants are based on the executive's level of responsibility, possession of critical skills, individual performance and future leadership potential as assessed in our human resources organization planning process. The

components of the LTI Program have evolved over time and are modified periodically to further the goals of the program. In fiscal 2020, the Committee decided to stop issuing stock options to the executive officers to simplify the design of the LTI program, while believing that the mix of performance and time-lapse restricted units provided strong shareholder alignment. All shares paid out under our LTI Program are treasury shares that were previously issued and outstanding.

Fiscal 2023 Long-Term Incentive Program

Each NEO, other than Mr. Clouse, employed at the time of the LTI grants has a long-term incentive target that is expressed as a percentage of his or her base salary. These targets, on average, are designed to deliver total direct compensation that approximates the regressed market median, in accordance with our Compensation Principles and Policies. The Committee reviews the LTI targets for each NEO annually. The Committee

did not make any changes to the fiscal 2023 LTI targets for our NEOs when it reviewed these targets in March 2022. Ms. Anderson was not employed by the Company at the time of the fiscal 2023 LTI grants. Instead, she received a one-time grant as described below. The fiscal 2023 long-term incentive targets for our NEOs are set forth in the table below:

Name	Fiscal 2023 LTI Target (% of Base Salary)	Fiscal 2023 LTI Target (\$)
Mick J. Beekhuizen	250%	\$ 1,929,375
Adam G. Ciongoli	220%	\$ 1,725,332
Christopher D. Foley	220%	\$ 1,435,500
Daniel L. Poland	155%	\$ 968,750

For Mr. Clouse, the Committee approved an increase in the long-term incentive award value from \$6,330,000 to

\$7,500,000. The increase was intended to better position Mr. Clouse's target total direct compensation versus peers and to

create greater focus on longer-term operating goals and sustained changes in shareholder value, thereby enhancing alignment with shareholders.

Awards granted under our long-term incentive program in fiscal 2023 to our NEOs consisted of a combination of performance-restricted share units and time-lapse restricted share units, as follows:

- TSR performance-restricted share units, which are earned based upon our TSR performance over the three-year performance period compared to the TSRs of the other companies in the Performance Peer Group;
- EPS performance-restricted share units, which are earned based upon achievement of our adjusted EPS compound annual growth rate (CAGR) goal, measured over a three-year performance period; and

- Time-lapse restricted share units, which vest ratably over three years based on continuous service with the Company.

In fiscal 2023, each NEO who participated in the LTI Program received 30% of their long-term incentive opportunity in TSR performance-restricted share units, 30% in EPS performance-restricted share units and 40% in time-lapse restricted share units. There is no payment of dividends on restricted share units during the restriction period; instead, accumulated dividend equivalents will be paid in cash at the end of the restriction period on the units that ultimately vest. The long-term incentive awards that were granted to our NEOs during fiscal 2023 appear in the table below, and a description of each component that was granted in fiscal 2023 or that vested in whole or in part based on our fiscal 2023 performance appears in the narrative discussion following the table.

Name	TSR Performance-Restricted Share Units	EPS Performance-Restricted Share Units	Time-Lapse Restricted Share Units	LTI Grant Value on Date of Grant*
Mark A. Clouse	44,607	44,607	59,477	\$ 7,500,000
Mick J. Beekhuizen	17,213	17,213	22,951	\$ 2,894,063
Adam G. Ciongoli	11,288	11,288	15,050	\$ 1,897,866
Christopher D. Foley	9,819	9,819	13,091	\$ 1,650,825
Daniel L. Poland	7,202	7,202	9,603	\$ 1,210,938

* Value for grants made on October 1, 2022 is based on a stock price of \$50.44, which was the average closing price of Campbell common stock over the final 20 trading days in August 2022. The grant date fair value of share units, as shown in the 2023 Summary Compensation Table on page 59 and the 2023 Grants of Plan-Based Awards table on page 61, is different than the value in the table above because the grant date fair value is based on a Monte Carlo valuation in the case of the TSR performance-restricted share units and the closing share price on the date of the grant for each of the time-lapse restricted share units and EPS performance-restricted share units.

The fiscal 2023 long-term incentive awards to Mr. Clouse were granted at target. Messrs. Beekhuizen, Ciongoli, Foley and Poland were granted awards in excess of their target amount based on the recommendation of the CEO and the Committee's evaluation of their performance. Mr. Beekhuizen was granted an award at 150% of his target, Mr. Ciongoli was granted an award at 110% of his target, Mr. Foley was granted an award at 115% of his target and Mr. Poland was granted an award at 125% of his target. As stated above, Ms. Anderson was not employed by the Company at the time of 2023 LTI award grants.

New Employment Grant to Ms. Anderson

As stated above, Ms. Anderson was elected Executive Vice President and CFO effective February 6, 2023. In connection with her hiring, on March 1, 2023, the Committee awarded Ms. Anderson a one-time grant of 38,603 time-lapse restricted share units in recognition of the forfeiture of equity awards from her prior employment. For more information on this award, see the 2023 Grants of Plan-Based Awards Table on page 61.

TSR Performance-Restricted Share Units

In fiscal 2023, the Committee granted 30% of long-term incentive awards to the NEOs in the form of TSR performance-restricted share units. The Committee believed that it was appropriate to include an element that compared our performance to an external peer group, and that linking a portion of long-term compensation to our TSR performance aligns the interests of NEOs with those of our shareholders. TSR performance-restricted share units are paid out based upon our TSR performance over a three-year period compared to the TSRs of the other companies in the Performance Peer Group over the same three-year period. At the time of payment, the Committee can exercise negative discretion in

determining our ranking under the TSR performance-restricted share unit portion of the program in the event of extraordinary circumstances.

The grants made in fiscal 2023 have a fiscal 2023-2025 performance period. Based on the current composition of the Performance Peer Group, which has 11 companies, including Campbell, the percentage of target TSR units granted in fiscal 2023 that will be paid out at the end of the performance period based upon our TSR performance ranking is illustrated in the chart below:

Campbell's TSR Performance Rank	1	2	3	4	5	6	7	8	9	10	11
Percentage Payout	200%	200%	175%	150%	125%	100%	75%	50%	0%	0%	0%

EPS Performance-Restricted Share Units

In fiscal 2023, the Committee granted 30% of long-term incentive awards to the NEOs in the form of EPS performance-restricted share units. The Committee believed that it was appropriate to include an element that measured our performance in alignment with our long-term strategic plan and is viewed by shareholders as a primary driver of value creation. The Committee believed that linking a portion of long-term compensation to our long-term EPS performance aligns the interests of NEOs with those of our shareholders. EPS performance-restricted share units are paid out based upon our adjusted EPS compound annual growth rate (CAGR), measured over a three-year performance period, provided that the adjusted EPS CAGR goals established at the time of grant are achieved. At the time of payment, the Committee can

exercise negative discretion in determining our payout under the EPS performance-restricted share unit portion of the program in the event of extraordinary circumstances.

The grants made in fiscal 2023 have a fiscal 2023-2025 performance period. The payout of the EPS performance-restricted share units will range between 0% and 200%. At the time of grant, the Committee established a cumulative three-year adjusted EPS CAGR target of 5%. The percentage of target EPS units granted in fiscal 2023 that will be paid out at the end of the performance period based upon attainment of our EPS CAGR goal is illustrated in the chart below:

EPS CAGR for Fiscal 2023-Fiscal 2025	<2%	3%	4%	5%	6%	7%	8%
Percentage Payout	0%	33%	67%	100%	133%	167%	200%

Time-Lapse Restricted Share Units

In fiscal 2023, the Committee granted long-term incentive awards to the NEOs in the form of time-lapse restricted share units. Time-lapse restricted share units will vest in equal installments on each of the first three anniversaries of the grant date and are paid out two months following the end of each fiscal year provided that the NEO meets the service requirements. The Committee intends for the time-lapse restricted share units to be a retention tool.

In addition to the grants that are made as part of the annual long-term incentive program, the Committee may also grant time-lapse restricted share units to NEOs in other limited circumstances, typically (1) at the start of their employment with us in recognition of their forfeiture of long-term incentive grants from their prior employer, (2) as additional compensation when an NEO is promoted into a new role or given additional responsibilities, or (3) as an additional retention tool.

For more information on these awards, see the 2023 Grants of Plan-Based Awards Table on page 61.

Awards with Performance Periods Ending in Fiscal 2023

TSR Performance-Restricted Share Units

TSR performance-restricted share units were granted in October 2020 as part of the fiscal 2021 LTI Program. These units had a fiscal 2021-2023 performance period. For the fiscal 2021-2023 performance period, the percentage of target TSR

performance-restricted share units that were paid out was based upon our TSR performance ranking as illustrated in the chart below.

Campbell's TSR Performance Rank	1	2	3	4	5	6	7	8	9	10	11
Percentage Payout	200%	200%	175%	150%	125%	100%	75%	50%	0%	0%	0%



- Our cumulative three-year TSR of 1.7% ranked 7th versus the peer group.
- Based on the above criteria and our TSR performance ranking, the payout for TSR performance-restricted share units for the fiscal 2021-2023 performance period was 75% of the target amount.

Retirement Plans and Other Benefits

Pension Plans

Eligible NEOs participate in one qualified, defined benefit pension plan, the Campbell Soup Company Retirement and Pension Plan ("Qualified Plan") and in one non-qualified, defined benefit pension plan, the Campbell Soup Company Supplemental Employees' Retirement Plan ("SERP"). The Qualified Plan provides funded, tax-qualified benefits up to applicable annual limits allowed under the IRC for full-time U.S. employees who commenced employment with us prior to January 1, 2011. The SERP is an unfunded, non-qualified executive retirement plan which is intended to provide the benefits that are not payable under the Qualified Plan based on statutory compensation limits or due to the NEO's deferral of compensation. All defined benefit pension plans were closed to new participants, effective December 31, 2010. The only NEO who was eligible for the Qualified Plan and the SERP in fiscal 2023 was Mr. Foley.

Although closed to new participants, we maintain the Qualified Plan and the SERP as a means to retain eligible employees and to provide them with a competitive level of pension benefits. The retirement plans provide eligible employees, including the eligible NEOs, the opportunity to plan for future financial needs during retirement. Under the Qualified Plan, the actual pension benefit is calculated on the same basis for all participants, and is based upon the eligible NEO's:

- length of service;
- covered compensation (for example, base salary and annual incentive payments under the AIP); and

Deferred Compensation Plan

The Campbell Soup Company Supplemental Retirement Plan provides an opportunity for eligible U.S.-based participants, including the NEOs, to save for future financial needs. For a more detailed discussion of the deferred compensation

- age at retirement.

Time-lapse restricted share units, performance-restricted share units and stock options, as well as any extraordinary remuneration, are not included in the calculation of the pension benefit under the Qualified Plan. For a more detailed discussion of the retirement plans and the accumulated benefits under these plans, see the 2023 Pension Benefits table and the accompanying narrative beginning on page 64.

NEOs who were hired or promoted into an eligible salary grade on or after January 1, 2011 may be eligible to receive an Executive Retirement Contribution. Messrs. Clouse, Beekhuizen, Ciongoli, Foley and Poland and Ms. Anderson were eligible for the Executive Retirement Contribution in fiscal 2023. The Executive Retirement Contribution is a credit to the participant's Supplemental Retirement Plan account. The amount of the Executive Retirement Contribution is calculated on the same basis for all participants using covered compensation (for example, base salary and annual incentive payments under the AIP) and is subject to vesting criteria. The Executive Retirement Contribution is consistent with our objective to attract and retain experienced senior executives to execute our strategies and was adopted as a means to provide a competitive level of retirement benefits to executives. For a more detailed discussion of the Executive Retirement Contribution, see the narrative on page 66 following the 2023 Pension Benefits table and the 2023 Nonqualified Deferred Compensation table and accompanying narrative beginning on page 64.

arrangements relating to the NEOs, see the 2023 Nonqualified Deferred Compensation table and accompanying narrative beginning on page 67.

Perquisites

Our Personal Choice Program provides quarterly cash payments to certain NEOs in lieu of Company sponsored programs for items such as tax or estate planning services or financial planning services. The Committee believes that these payments are appropriate to reimburse executives for financial and tax planning services or other purposes so that the executives are not distracted from devoting their time and energy to their responsibilities to the Company. We also provide long-term disability protection to NEOs who were hired in 2015 and prior that is in addition to the standard long-term disability coverage provided for other employees. During fiscal 2023, we provided supplemental long-term disability coverage to Mr. Ciongoli.

We also provide Mr. Clouse with a \$100,000 allowance for personal use of an aircraft leased by the Company through an

Severance Plans

Each executive officer who reports to the CEO, including each of the NEOs are participants in the Campbell Soup Company Executive Severance Pay Plan (the "Executive Severance Plan"). The Executive Severance Plan provides a maximum payment of two times base salary if the executive is involuntarily terminated without cause. This payment and benefit level was determined primarily by reference to the amount of time customarily required for employees who are involuntarily terminated without cause to find other employment. We believe that, due to the relative scarcity of senior executive roles, employees at higher levels in the

Change in Control Benefits

We have entered into "double-trigger" Change in Control Severance Protection Agreements ("CIC Agreements") with each of the NEOs. The CIC Agreements provide for severance pay and continuation of certain benefits should an applicable termination of employment occur in connection with and within two years following a change in control. The Committee believes that the CIC Agreements are necessary in order to retain stability in the senior executive team in the event there is a threatened or actual change in control.

The CIC Agreements' double-trigger provisions require the occurrence of the following two events in order for an executive to receive payments and benefits: (1) a change in control; and (2) the executive's employment must be terminated involuntarily and without cause (or terminated

arrangement with NetJets, Inc. ("NetJets"). The Committee believed this was appropriate to enhance productivity for both the CEO and the Company, and allow the CEO a more convenient way to integrate work and life responsibilities. In addition, depending on availability, family members and personal guests of executive officers may travel on company aircraft to accompany executives who are traveling.

In connection with his employment in 2022, we offered Mr. Poland a stipend of \$2,500 per pay period less applicable taxes to assist him with commuting and living expenses in the Camden, New Jersey area for a period of 36 months. For additional information on all perquisites provided to the NEOs in fiscal 2023, please see the 2023 Summary Compensation Table and accompanying footnotes, which begin on page 59.

organization generally need more time to locate comparable positions elsewhere than employees at lower levels. Assurance of a reasonable measure of financial security in the event of involuntary termination is important to candidates for executive positions, and the extent of the severance benefits offered by Campbell in comparison with those available at other companies is sometimes a significant factor in their evaluations of the attractiveness of opportunities at Campbell.

See Potential Payments Upon Termination or Change in Control beginning on page 68.

voluntarily for good reason) within two years following a change in control.

None of our current CIC Agreements with the NEOs provides "gross-up" payments to cover any federal excise taxes owed on change in control-related severance payments and benefits.

For a more detailed discussion of these CIC Agreements, see Potential Payments Upon Termination or Change in Control, beginning on page 68.

We also have change in control provisions in our AIP, our long-term incentive plans and our U.S. retirement plans, and these provisions apply equally to all participants in the plans, including the NEOs.

HOW DO WE MANAGE RISKS RELATED TO OUR COMPENSATION PROGRAM?

Risk Assessment — Incentive Compensation Programs

Each year, the Committee reviews the risk profile of our compensation programs. Management completes, for review by the Committee, an assessment of our compensation programs on a global basis, with a focus on incentive compensation programs. The Committee believes that our compensation programs do not create risks that are likely to have a material adverse effect on the Company. The Committee's assessment was based on numerous factors, including:

- the compensation governance process that we have established;
- the relative size of the potential payouts in the aggregate and for any individual;
- the inclusion of a "cap" on the maximum payouts to any individual;
- the appropriate balance of fixed versus variable and cash versus equity compensation;
- the use of multiple metrics in the respective incentive programs; and
- the potential for incentive compensation to be recouped pursuant to the Company's Clawback Policy, as described on page 58.

Executive Stock Ownership

We require NEOs to own shares to further align their interests with those of shareholders. It is our policy that NEOs achieve an ownership stake that represents a significant multiple of their base salaries. Until the ownership level is achieved, NEOs must retain at least half of the after-tax value of each equity award in shares of Campbell stock upon the vesting of restricted share units or exercise of options. All NEOs that are currently employed by the Company are compliant with the retention requirements, and all have either met or are making meaningful progress toward their respective ownership

standard. Progress toward a designated ownership standard is measured annually.

The share ownership requirements for NEOs are listed below. The ownership standard is expressed as a multiple of salary that is determined based on organization level or salary grade. Establishing ownership standards as a multiple of base salary links the program with pay actions (i.e., base salary increases), and ensures that ownership objectives remain competitive. The ownership multiples have been set at market median.

Stock Ownership Requirement as Multiple of Base Salary



Executives may count toward these requirements the value of shares beneficially owned and shares and share units that are deferred and fully vested in the 401(k) plan and other deferred compensation programs. Unvested restricted share units

(including unvested performance-restricted share units) and unexercised stock options are not counted in calculating ownership.

Tax Implications

U.S. federal income tax law prohibits us from taking a tax deduction for certain compensation paid in excess of \$1 million to certain executive officers (and, beginning in 2018, certain former executive officers). The Committee believes that the tax deduction limitation should not be permitted to compromise its ability to design and maintain executive compensation

arrangements that will attract and retain the executive talent to compete successfully. Accordingly, achieving the desired flexibility in the design and delivery of compensation may result in compensation that in certain cases is not deductible for federal income tax purposes.

Policies Prohibiting Hedging or Pledging Company Securities

It is our policy to prohibit all directors, officers and employees from hedging or offsetting the economic risk associated with fully owned shares, restricted share units and unexercised stock options that are granted as compensation or held directly or indirectly by the director, officer or employee. The Campbell Soup Company Amended and Restated Insider Trading Policy ("Insider Trading Policy") provides that no director, officer (including any executive officer) or employee may purchase securities or other financial instruments that "hedge," or are designed to "hedge," the value of any security issued by Campbell, its subsidiaries or affiliates, including phantom stock or stock units. The Insider Trading Policy defines "hedge" as any security transaction that reduces the risk on an already existing investment position in a Campbell security, including the

purchase or sale of options, puts, calls, straddles, equity swaps or other derivatives linked to a Campbell security. In addition, in-and-out trading involving holding of securities for brief periods and other speculative transactions in Campbell securities are strictly prohibited by the Insider Trading Policy. Directors and officers of Campbell are prohibited by law from making any short sale (i.e., sale of securities not owned at the time of sale) of Campbell's stock.

We also have a policy that prohibits pledging of shares by directors and executive officers, with an exception for pledge arrangements that were established prior to September 25, 2013. No executive officers or directors have any existing pledge agreements.

Incentive Compensation Clawback Policy

In September 2017, the Board approved the Campbell Soup Company Incentive Compensation Clawback Policy ("Clawback Policy") to better align our compensation practices with our shareholders' interests and ensure that incentive compensation is based upon accurate financial information. Our Clawback Policy, which covers all executive officers (including the NEOs), allows for recovery of cash and equity incentive compensation in the event the Company is required to prepare a material financial restatement due to fraud or intentional misconduct. Beginning in fiscal 2022, we expanded the provisions in our long-term performance incentive award agreements to provide for a three-year clawback after vesting (and forfeiture of awards before vesting) if an executive breaches his or her duty of loyalty to the Company.

how to apply the Clawback Policy. In determining whether to recover compensation, the Committee will consider whether the executive officer received incentive compensation based on the original financial results that was in excess of the incentive compensation that should have been received based on the restated financial results. The Committee will also consider the accountability of the individual executive officer for the restatement, including whether the individual engaged in fraud or intentional misconduct.

We have put in place a separate clawback policy to comply with the SEC's and NYSE's new requirements regarding recovery of executive compensation prior to the adoption deadline for compliant policies under those rules.

The Committee has sole discretion to determine whether and

COMPENSATION AND ORGANIZATION COMMITTEE REPORT

The Compensation and Organization Committee has reviewed and discussed the foregoing Compensation Discussion and Analysis with management, and based on such reviews and discussions, the Committee recommended to the Board that the Compensation Discussion and Analysis be included in this proxy statement.

Compensation and Organization Committee

Marc B. Lautenbach, Chair
John P. (JP) Bilbrey
Grant H. Hill
Mary Alice D. Malone
Kurt T. Schmidt

Approved: September 20, 2023

EXECUTIVE COMPENSATION TABLES

2023 Summary Compensation Table

The following Summary Compensation Table provides information concerning the fiscal 2023 compensation of our Chief Executive Officer, Chief Financial Officer, former Chief Financial Officer and the three other most highly compensated executive officers who were serving as executive officers at fiscal year-end (July 30, 2023) ("named executive officers" or

"NEOs"). Information is only included for Mr. Poland and Ms. Anderson for those years within the last three fiscal years in which the individual was a NEO. For a complete understanding of the table, please read the footnotes and narrative disclosures that follow the table.

Name and Principal Position	Fiscal Year	Salary (\$)	Bonus(1) (\$)	Stock Awards(2) (\$)	Option Awards (\$)	Non-Equity Incentive Plan Compensation(3) (\$)	Change in Pension Value and Nonqualified Deferred Compensation Earnings(4) (\$)	All Other Compensation(5) (\$)	Total (\$)
Mark A. Clouse President and Chief Executive Officer	2023	\$ 1,202,833	\$ 0	\$ 7,301,734	\$ 0	\$ 2,468,400	\$ 0	\$ 726,855	\$ 11,699,822
	2022	\$ 1,161,333	\$ 0	\$ 6,388,968	\$ 0	\$ 2,203,296	\$ 0	\$ 523,468	\$ 10,277,065
	2021	\$ 1,127,500	\$ 0	\$ 6,436,175	\$ 0	\$ 1,631,520	\$ 0	\$ 708,457	\$ 9,903,652
Carrie L. Anderson Executive Vice President and Chief Financial Officer	2023	\$ 361,823	\$ 1,500,000	\$ 2,003,882	\$ 0	\$ 390,575	\$ 0	\$ 71,817	\$ 4,328,097
Mick J. Beekhuizen Executive Vice President and President, Meals & Beverages and Former Chief Financial Officer	2023	\$ 795,292	\$ 0	\$ 2,817,599	\$ 0	\$ 801,000	\$ 0	\$ 306,409	\$ 4,720,300
	2022	\$ 765,625	\$ 0	\$ 3,709,269	\$ 0	\$ 819,599	\$ 0	\$ 300,823	\$ 5,595,316
	2021	\$ 729,167	\$ 0	\$ 2,128,712	\$ 0	\$ 595,350	\$ 0	\$ 322,327	\$ 3,775,556
Adam G. Ciongoli Executive Vice President, General Counsel and Chief Sustainability, Corporate Responsibility and Governance Officer	2023	\$ 803,853	\$ 0	\$ 1,847,693	\$ 0	\$ 775,464	\$ 0	\$ 298,084	\$ 3,725,094
	2022	\$ 780,435	\$ 0	\$ 1,859,722	\$ 0	\$ 740,324	\$ 0	\$ 261,446	\$ 3,641,927
	2021	\$ 757,700	\$ 0	\$ 2,066,306	\$ 0	\$ 548,208	\$ 0	\$ 340,318	\$ 3,712,532
Christopher D. Foley Executive Vice President and President, Snacks	2023	\$ 689,291	\$ 0	\$ 1,607,218	\$ 0	\$ 825,930	\$ 46,475	\$ 225,284	\$ 3,394,198
	2022	\$ 649,325	\$ 0	\$ 1,828,505	\$ 0	\$ 692,955	\$ 0	\$ 196,622	\$ 3,367,407
	2021	\$ 630,375	\$ 0	\$ 1,691,740	\$ 0	\$ 527,030	\$ 122,535	\$ 300,013	\$ 3,271,693
Daniel L. Poland Executive Vice President - Chief Supply Chain Officer	2023	\$ 640,625	\$ 0	\$ 1,178,905	\$ 0	\$ 618,000	\$ 0	\$ 251,149	\$ 2,688,679

- (1) Ms. Anderson joined the Company during fiscal 2023. The amounts reported in this column for fiscal 2023 for Ms. Anderson represent one-time cash payments in recognition of the forfeiture of her annual bonus and equity awards from her prior employment.
- (2) The amounts reported in this column represent the aggregate grant date fair value of all stock awards granted to each NEO, calculated in accordance with FASB ASC Topic 718, for the listed fiscal year. The assumptions we used in calculating these amounts are included in Note 16 to the Consolidated Financial Statements in our 2023 Form 10-K. With respect to the free cash flow performance-restricted share units, the amounts reported in this column represent the grant date fair value of that portion of each NEO's award that was tied to free cash flow performance in fiscal 2021.

The amounts reported in the Summary Compensation Table for the performance-based awards assume a future payout at the target level, which we believe is the probable outcome of the performance conditions at the time of grant. However, this may not represent the amounts that the NEOs will actually realize from the awards. Whether, and to what extent, a NEO realizes value with respect to these performance-based awards will depend on our TSR performance and EPS CAGR performance and the NEO's continued employment. If our performance results in a future payout at the maximum level (200% of target), the

aggregate grant date fair value of the performance-based stock awards granted in fiscal 2023 would have been as follows: Mr. Clouse, \$8,998,356; Mr. Beekhuizen \$3,472,296; Mr. Ciongoli, \$2,277,074; Mr. Foley, \$1,980,740; and Mr. Poland \$1,452,824.

The amounts reported in the Summary Compensation Table for time-lapse stock awards assume the service conditions will be met and the awards will vest. Whether, and to what extent, a NEO realizes value with respect to these time-lapse stock awards will depend on the NEO's continued employment.

For additional information on grant date fair value and estimated future payouts of stock awards, see the 2023 Grants of Plan-Based Awards table on page 61, and to see the value of stock awards actually realized by the NEOs in fiscal 2023, see the 2023 Option Exercises and Stock Vested table on page 64.

- (3) The amounts reported in this column for each NEO reflect the amounts earned and paid under the AIP. Payments under the AIP were determined as described in the CD&A beginning on page 49.
- (4) The change in pension amounts reported for fiscal 2023 are comprised of changes between August 1, 2022 and July 30, 2023 in the actuarial present value of the accumulated pension benefits for eligible NEOs. Eligible NEOs receive pension benefits under the same formula applied to all eligible U.S.-based salaried employees. The only eligible NEO for these pension benefits in fiscal 2023 was Mr. Foley. The actuarial value of pension benefits for Mr. Foley increased by \$46,475 for fiscal 2023. The assumptions used in calculating the change in pension value are described on page 66. The values reported in this column are theoretical, as those amounts are calculated pursuant to SEC requirements and are based on assumptions used in preparing our consolidated audited financial statements for the years ended July 30, 2023 and July 31, 2022. The Qualified Plan and SERP utilize different methods of calculating actuarial present value for the purpose of determining a lump-sum payment, if any, to be paid under each pension plan. The change in pension value from year to year as reported in the table is subject to market volatility and may not represent the value that a NEO will actually accrue under the Qualified Plan and the SERP, as applicable, during any given year. The material provisions of our pension plans and deferred compensation plans are described on page . No NEO received above-market earnings (as this term is defined by the SEC) on their nonqualified deferred compensation accounts during fiscal 2023.
- (5) The amounts reported in this column reflect, for each NEO, the sum of (i) the incremental cost to Campbell of all perquisites and other personal benefits; (ii) any amounts contributed by Campbell to the applicable 401(k) plan and any 401(k) supplemental program, which are part of our deferred compensation plans; (iii) Campbell's executive retirement contributions; (iv) any premiums paid by Campbell for executive long-term disability benefits; and (v) any other amounts received by the NEO.

The following tables outline those (i) perquisites and other personal benefits and (ii) all other additional compensation required by the SEC rules to be separately quantified:

Name	401(k) Company Contribution	401(k) Supplemental Company Contribution(a)	Executive Retirement Contribution(b)	Long-Term Disability	Other(c)	Total
Mark A. Clouse	\$ 23,100	\$ 215,252	\$ 340,503	\$ 0	\$148,000	\$ 726,855
Carrie L. Anderson	\$ 22,523	\$ 121	\$ 33,173	\$ 0	\$ 16,000	\$ 71,817
Mick J. Beekhuizen	\$ 23,100	\$ 89,892	\$ 161,417	\$ 0	\$ 32,000	\$ 306,409
Adam G. Ciongoli	\$ 23,100	\$ 84,950	\$ 154,358	\$3,676	\$ 32,000	\$ 298,084
Christopher D. Foley	\$ 13,200	\$ 42,024	\$ 138,060	\$ 0	\$ 32,000	\$ 225,284
Daniel L. Poland	\$ 23,100	\$ 40,373	\$ 90,676	\$ 0	\$ 97,000	\$ 251,149

- (a) See page 55 for a description of the supplemental 401(k) program.
- (b) This amount is unvested and is subject to forfeiture if the vesting criteria are not met. See page 66 for a description of the Executive Retirement Contribution.
- (c) The amounts in this column represent the perquisites provided to each NEO, including \$100,000 of expenses associated with Mr. Clouse's personal use of an aircraft leased through NetJets at the applicable hourly rate charged to the Company by NetJets, a \$65,000 stipend payment to Mr. Poland to assist with living expenses in the Camden, NJ area, \$48,000 in benefits paid to Mr. Clouse under our Personal Choice Program, \$32,000 in benefits paid to each of Messrs. Beekhuizen, Ciongoli, Foley and Poland and \$16,000 in benefits paid to Ms. Anderson under our Personal Choice Program. See page 56 for a description of our Personal Choice Program.

2023 Grants of Plan-Based Awards

The table below shows the awards granted to our NEOs during fiscal 2023 under the AIP and LTI Program.

Name	Grant Date	Committee Approval Date	Estimated Future Payouts Under Non-Equity Incentive Plan Awards(1)			Estimated Future Payouts Under Equity Incentive Plan Awards(2)			All Other Stock Awards: # of Shares or Stock Units (#)	Grant Date Fair Value of Stock and Option Awards(3) (\$)	
			Threshold (\$)	Target (\$)	Maximum (\$)	Threshold (#)	Target (#)	Maximum (#)			
Mark A. Clouse	PSU-TSR Grant	10/1/2022	9/21/2022	—	—	—	22,303	44,607	89,214	—	\$ 2,397,296
	PSU-EPS Grant	10/1/2022	9/21/2022	—	—	—	22,303	44,607	89,214	—	\$ 2,101,882
	RSU Grant	10/1/2022	9/21/2022	—	—	—	—	—	—	59,477	\$ 2,802,556
	AIP	—	—	\$ 0	\$ 2,057,000	\$ 4,114,000	—	—	—	—	—
Carrie L. Anderson	RSU Grant	3/1/2023	12/24/2022	—	—	—	—	—	—	38,603	\$ 2,003,882
	AIP	—	—	\$ 0	\$ 325,479	\$ 650,958	—	—	—	—	—
Mick J. Beekhuizen	PSU-TSR Grant	10/1/2022	9/21/2022	—	—	—	8,606	17,213	34,426	—	\$ 925,071
	PSU-EPS Grant	10/1/2022	9/21/2022	—	—	—	8,606	17,213	34,426	—	\$ 811,077
	RSU Grant	10/1/2022	9/21/2022	—	—	—	—	—	—	22,951	\$ 1,081,451
	AIP	—	—	\$ 0	\$ 720,000	\$ 1,440,000	—	—	—	—	—
Adam G. Ciogoli	PSU-TSR Grant	10/1/2022	9/21/2022	—	—	—	5,644	11,288	22,576	—	\$ 606,646
	PSU-EPS Grant	10/1/2022	9/21/2022	—	—	—	5,644	11,288	22,576	—	\$ 531,891
	RSU Grant	10/1/2022	9/21/2022	—	—	—	—	—	—	15,050	\$ 709,156
	AIP	—	—	\$ 0	\$ 646,220	\$ 1,292,440	—	—	—	—	—
Christopher D. Foley	PSU-TSR Grant	10/1/2022	9/21/2022	—	—	—	4,909	9,819	19,638	—	\$ 527,699
	PSU-EPS Grant	10/1/2022	9/21/2022	—	—	—	4,909	9,819	19,638	—	\$ 462,671
	RSU Grant	10/1/2022	9/21/2022	—	—	—	—	—	—	13,091	\$ 616,848
	AIP	—	—	\$ 0	\$ 630,000	\$ 1,260,000	—	—	—	—	—
Daniel L. Poland	PSU-TSR Grant	10/1/2022	9/21/2022	—	—	—	3,601	7,202	14,404	—	\$ 387,054
	PSU-EPS Grant	10/1/2022	9/21/2022	—	—	—	3,601	7,202	14,404	—	\$ 339,358
	RSU Grant	10/1/2022	9/21/2022	—	—	—	—	—	—	9,603	\$ 452,493
	AIP	—	—	\$ 0	\$ 515,000	\$ 1,030,000	—	—	—	—	—

- The amounts listed under the Estimated Possible Payments under Non-Equity Incentive Plan Awards columns represent the minimum, target and maximum payouts for each executive for fiscal 2023 under the AIP.
- The Committee sets dollar targets for grants to NEOs under the LTI Program. The dollar targets may be expressed as a percentage of salary or as some other amount and converted to units based upon Campbell's average closing stock price during the last 20 trading days in August 2022, which was \$50.44 for the fiscal 2023 grants made on October 1, 2022. The performance period for each of the TSR performance-restricted share units and EPS performance-restricted share units granted during fiscal 2023 is fiscal years 2023-2025, and these grants represent 60% (30% TSR performance-restricted share units and 30% EPS performance-restricted share units) of each NEO's fiscal 2023 LTI award. The target units were credited to the NEOs on the grant date. For units granted in fiscal 2023, dividend equivalents will not be paid on the units during the applicable performance period. Instead, accumulated dividend equivalents will be paid in cash on the restricted share units that vest at the end of the performance period when the grants are paid out.

The Committee certifies the attainment of performance goals, and any earned shares are distributed to participants following the end of the applicable performance period. See the description in the CD&A beginning on page 52 for information about targets, performance goals and payment of shares. The grants have specific rules related to the treatment of the units in the event of termination for cause, voluntary resignation, retirement, involuntary termination and change in control. These provisions are described under Potential Payments Upon Termination or Change in Control beginning on page 68.
- The amounts reported in this column represent the grant date fair value of the stock awards granted in fiscal 2023, calculated in accordance with FASB ASC Topic 718. The grant date is established once the performance target is defined and communicated to participants which, in the case of the TSR performance-restricted share units and EPS performance-restricted share units granted during fiscal 2023 was October 1, 2022. The assumptions we used in calculating these amounts are included in Note 16 to the Consolidated Financial Statements in our 2023 Form 10-K.

2023 Outstanding Equity Awards at Fiscal Year-End

The following table provides information on the holdings of stock options and restricted share units by each of the NEOs at fiscal year-end.

This table includes exercisable stock options, unvested time-lapse restricted share units, unvested performance-restricted share units (TSR and EPS) and unvested equity incentive plan awards. Each equity grant is shown separately for each NEO. The market value of stock awards is based on the closing market price of our common

stock on July 28, 2023, which was \$46.25. The performance-restricted share units, which were initially granted on October 1, 2020, October 1, 2021 and October 1, 2022, are subject to specific goals during the applicable performance period as explained in the CD&A beginning on page 52. The footnotes below the table describe the vesting schedules.

For additional information about the awards, see the description of the LTI Program in the CD&A beginning on page 52.

Name	Option Awards					Stock Awards					
	Grant Date for Options	Number of Securities Underlying Unexercised Options (#)	Number of Securities Underlying Unexercised Options (#)	Equity Incentive Plan Awards: Number of Securities Underlying Unexercised Options (#)	Option Exercise Price (\$)	Option Expiration Date	Grant Date for Restricted Shares	Number of Shares or Units of Unvested Stock (#)	Market Value of Shares or Units of Unvested Stock (\$)	Equity Incentive Plan Awards: Number of Shares or Units of Unvested Stock (#)	Equity Incentive Plan Awards: Market Value of Shares or Units of Unvested Stock (\$)
Mark A. Clouse	1/22/2019	182,005			\$ 35.0500	1/22/2029					
	1/22/2019	150,000			\$ 35.0500	1/22/2029					
							10/1/2022	—	—	44,607(5)	\$ 2,063,074
							10/1/2022	—	—	22,303(3)	\$ 1,031,514
							10/1/2021	—	—	44,819(4)	\$ 2,072,879
							10/1/2021	—	—	44,819(2)	\$ 2,072,879
							10/1/2020	50,304(1)	\$ 2,326,560	—	—
							10/1/2022	59,477(6)	\$ 2,750,811	—	—
							10/1/2021	39,840(6)	\$ 1,842,600	—	—
							10/1/2020	14,905(6)	\$ 689,356	—	—
Carrie L. Anderson							3/1/2023	38,603(6)	\$ 1,785,389	—	—
Mick J. Beekhuizen							10/1/2022	—	—	17,213(5)	\$ 796,101
							10/1/2022	—	—	8,606(3)	\$ 398,028
							10/1/2021	—	—	26,021(4)	\$ 1,203,471
							10/1/2021	—	—	26,021(2)	\$ 1,203,471
							10/1/2020	18,292(1)	\$ 846,005	—	—
							10/1/2022	22,951(6)	\$ 1,061,484	—	—
							10/1/2021	23,130(6)	\$ 1,069,763	—	—
							10/1/2020	5,420(6)	\$ 250,675	—	—
Adam G. Ciongoli							10/1/2022	—	—	11,288(5)	\$ 522,070
							10/1/2022	—	—	5,644(3)	\$ 261,035
							10/1/2021	—	—	13,046(4)	\$ 603,378
							10/1/2021	—	—	13,046(2)	\$ 603,378
							10/1/2020	16,428(1)	\$ 759,795	—	—
							10/1/2022	15,050(6)	\$ 696,063	—	—
							10/1/2021	11,597(6)	\$ 536,361	—	—
							10/1/2020	4,868(6)	\$ 225,145	—	—
Christopher D. Foley							10/1/2022	—	—	9,819(5)	\$ 454,129
							10/1/2022	—	—	4,909(3)	\$ 227,041
							10/1/2021	—	—	12,827(4)	\$ 593,249
							10/1/2021	—	—	12,827(2)	\$ 593,249
							10/1/2020	14,146(1)	\$ 654,253	—	—
							10/1/2022	13,091(6)	\$ 605,459	—	—
							10/1/2021	11,402(6)	\$ 527,343	—	—
							10/1/2020	4,192(6)	\$ 193,880	—	—

Name	Option Awards					Stock Awards					
	Grant Date for Options	Number of Securities Underlying Unexercised Options (#)	Number of Securities Underlying Unexercised Options (#)	Equity Incentive Plan Awards: Number of Securities Underlying Unexercised Unearned Options (#)	Option Exercise Price (\$)	Option Expiration Date	Grant Date for Restricted Shares	Number of Shares or Units of Unvested Stock (#)	Market Value of Shares or Units of Unvested Stock (\$)	Equity Incentive Plan Awards: Number of Shares or Units of Unvested Stock (#)	Equity Incentive Plan Awards: Market Value of Shares or Units of Unvested Stock (\$)
Daniel L. Poland							10/1/2022	—	—	7,202(5)	\$ 333,093
							10/1/2022	—	—	3,601(3)	\$ 166,546
							10/1/2022	9,603(6)	\$ 444,139	—	—
							2/1/2022	14,822(6)	\$ 685,518	—	—

- These are TSR performance-restricted share units that were granted in fiscal 2021 with a fiscal 2021-2023 performance period. The Committee met on August 23, 2023 to evaluate our TSR performance over the 2021-2023 performance period. Based on our TSR performance over the fiscal 2021-2023 performance period, the Committee certified the payout of the fiscal 2021 TSR performance-restricted share units at 75%. These awards will vest at 75% on their applicable vesting dates assuming the applicable service conditions are met.
- These are TSR performance-restricted share units that were granted in fiscal 2022 with a fiscal 2022-2024 performance period. Because our TSR performance as of the end of fiscal 2023 met the performance measure required for payment at target, these awards are shown at target (100% of target). The extent to which these awards will vest and be paid out following the end of the fiscal 2022-2024 performance period will depend on our actual TSR performance over the full performance period. In addition, the grantee must remain employed through September 30, 2024 for the award to vest.
- These are TSR performance-restricted share units that were granted in fiscal 2023 with a fiscal 2023-2025 performance period. Because our TSR performance as of the end of fiscal 2023 met the performance measure required for payment at threshold, these awards are shown at threshold (50% of target). The extent to which these awards will vest and be paid out following the end of the fiscal 2023-2025 performance period will depend on our actual TSR performance over the full performance period. In addition, the grantee must remain employed through September 30, 2025 for the award to vest.
- These are EPS performance-restricted share units that were issued in fiscal 2022 with a fiscal 2022-2024 performance period. Based on our performance as of the end of fiscal 2023, these awards are shown at target (100% of target). The extent to which these awards will vest and be paid out following the end of the fiscal 2022-2024 performance period will depend on our actual adjusted EPS CAGR performance over the full performance period. In addition, the grantee must remain employed through September 30, 2024 for the award to vest.
- These are EPS performance-restricted share units that were issued in fiscal 2023 with a fiscal 2023-2025 performance period. Based on our performance as of the end of fiscal 2023, these awards are shown at target (100% of target). The extent to which these awards will vest and be paid out following the end of the fiscal 2023-2025 performance period will depend on our actual adjusted EPS CAGR performance over the full performance period. In addition, the grantee must remain employed through September 30, 2025 for the award to vest.
- These are time-lapse restricted share units which vest as follows:

Name	Grant Date	Vesting Schedule
Mark A. Clouse	10/1/2022	1/3 each on 9/30/2023, 9/30/2024, 9/30/2025
	10/1/2021	1/2 each on 9/30/2023 and 9/30/2024
	10/1/2020	100% on 9/30/2023
Carrie L. Anderson	3/1/2023	1/3 each on 3/1/2024, 3/1/2025, 3/1/2026
Mick J. Beekhuizen	10/1/2022	1/3 each on 9/30/2023, 9/30/2024, 9/30/2025
	10/1/2021	1/2 each on 9/30/2023 and 9/30/2024
	10/1/2020	100% on 9/30/2023
Adam G. Ciongoli	10/1/2022	1/3 each on 9/30/2023, 9/30/2024, 9/30/2025
	10/1/2021	1/2 each on 9/30/2023 and 9/30/2024
	10/1/2020	100% on 9/30/2023
Christopher D. Foley	10/1/2022	1/3 each on 9/30/2023, 9/30/2024, 9/30/2025
	10/1/2021	1/2 each on 9/30/2023 and 9/30/2024
	10/1/2020	100% on 9/30/2023
Daniel L. Poland	10/1/2022	1/3 each on 9/30/2023, 9/30/2024, 9/30/2025
	2/1/2022	1/2 each on 2/1/2024 and 2/1/2025

2023 Option Exercises and Stock Vested

The following table provides information on the number of shares acquired by each NEO upon the vesting of stock awards and the value realized, each before payment of any applicable withholding tax.

Name	Option Awards		Stock Awards	
	Number of Shares Acquired on Exercise (#)	Value Realized on Exercise (\$)	Number of Shares Acquired on Vesting (#)	Value Realized on Vesting (\$)
Mark A. Clouse(1)	0	\$ 0	125,477	\$ 5,898,674
Mick J. Beekhuizen(2)	0	\$ 0	65,239	\$ 3,066,885
Adam G. Ciongoli(3)	62,156	\$ 130,533	43,698	\$ 2,054,243
Christopher D. Foley(4)	0	\$ 0	31,831	\$ 1,496,375
Daniel L. Poland(5)	0	\$ 0	7,410	\$ 384,801

(1) Mr. Clouse received 51,307 shares at a market price of \$47.01 per share on September 30, 2022, upon the vesting of time-lapse restricted share units and 74,170 shares at a market price of \$47.01 per share on September 30, 2022, upon the vesting of TSR performance-restricted share units.

(2) Mr. Beekhuizen received 22,478 shares at a market price of \$47.01 per share on September 30, 2022, upon the vesting of time-lapse restricted share units and 24,723 shares at a market price of \$47.01 per share on September 30, 2022, upon the vesting of TSR performance-restricted share units. Mr. Beekhuizen also received 18,038 shares at a market price of \$47.01 per share on October 1, 2022, upon the vesting of time-lapse restricted share units.

(3) The dollar value realized on the exercise of Mr. Ciongoli's stock options reflects the total pre-tax value realized (Campbell's stock price minus the option's exercise price). Mr. Ciongoli received 16,672 shares at a market price of \$47.01 per share on September 30, 2022, upon the vesting of time-lapse restricted share units, and 27,026 shares at a market price of \$47.01 per share on September 30, 2022, upon the vesting of TSR performance-restricted share units.

(4) Mr. Foley received 13,882 shares at a market price of \$47.01 per share on September 30, 2022, upon the vesting of time-lapse restricted share units, and 17,949 shares at a market price of \$47.01 per share on September 30, 2022, upon the vesting of TSR performance-restricted share units.

(5) Mr. Poland received 7,410 shares at a market price of \$51.93 per share on February 1, 2023, upon the vesting of time-lapse restricted share units.

2023 Pension Benefits

Eligible NEOs participate in the Qualified Plan or the SERP, as each is described below and on page 65. These plans were closed to new participants in 2010. The only NEO who was eligible for the Qualified Plan and the SERP in fiscal 2023 was Mr. Foley.

Name	Plan Name	Number of Years of Credited Service (#)	Present Value of Accumulated Benefit (\$)	Payments During Last Fiscal Year (\$)
	Not applicable	0.0	\$0	\$0
Mark A. Clouse	Not applicable	0.0	\$0	\$0
	Not applicable	0.0	\$0	\$0
Carrie L. Anderson	Not applicable	0.0	\$0	\$0
	Not applicable	0.0	\$0	\$0
Mick J. Beekhuizen	Not applicable	0.0	\$0	\$0
	Not applicable	0.0	\$0	\$0
Adam G. Ciongoli	Not applicable	0.0	\$0	\$0
	Qualified Plan	24.2	\$374,051	\$0
Christopher D. Foley	SERP	24.2	\$301,091	\$0
	Not applicable	0.0	\$0	\$0
Daniel L. Poland	Not applicable	0.0	\$0	\$0

The Qualified Plan

The Qualified Plan was established and designed to provide funded, tax-qualified pension benefits for eligible U.S.-based employees up to the applicable annual limits allowed under the IRC. In January 2010, the Board took action to close the Qualified Plan to new participants, effective December 31, 2010, and, instead, offer eligible employees new enhancements to our 401(k) plan. This action was consistent with our efforts to move towards defined contribution plans as the vehicle for offering retirement benefits to our employees. As a result of this action, Mr. Foley is the only NEO who continues to participate in the Qualified Plan.

A participant in the Qualified Plan receives a plan account consisting of pay credits and interest credits.

Pay Credits: Pay credits equal a percentage of a participant's eligible compensation, which is limited by the IRC and described in more detail below in this section. Pay credits are credited as of the last day of each calendar year and made based upon the following formula:

Age as of December 31 of Prior Calendar Year	Pay Credit Rate
Less than 30	4.5%
30 but less than 40	5.5%
40 but less than 50	7.0%
50 but less than 60	8.0%
60 or more	9.0%

If a participant terminates employment before the end of a calendar year, he or she will be credited with pay credits as of the last day of the month in which employment ended.

Interest Credits: Interest is credited to a participant's cash balance account as of the last day of each calendar year and is based on the average annual yield on the 30-year U.S. Treasury securities for November of the prior calendar year. Interest credits will never be less than 2.5% or more than 10%.

Eligible compensation includes non-deferred base pay and AIP payments, and deferred compensation attributable to pre-tax contributions to the Company's applicable welfare cafeteria plan and 401(k) plan, respectively. Under the Qualified Plan,

participating NEOs are not eligible for unreduced benefits before attaining the normal retirement age of 65. In addition, we do not credit extra service beyond the actual years of an employee's participation in the plan. Qualified Plan participants are 100% vested in their accrued benefit after attaining three years of service. Lump-sum payments are available as a form of distribution under the Qualified Plan.

The Present Value of Accumulated Benefit is the lump-sum present value of the annual pension benefit that was earned as of July 30, 2023 and that would be payable at age 65. The Present Value of Accumulated Benefits for the Qualified Plan was determined in this manner for Mr. Foley.

The Supplemental Employees' Retirement Plan

Supplemental executive retirement plans are intended to restore benefits which cannot be provided under the qualified retirement plan typically due to legal limitations applicable to qualified plans. The SERP is a non-qualified executive retirement plan which is intended to provide the benefits that are not payable under the company's tax-qualified pension plan based on statutory compensation limits or due to the NEO's deferral of compensation.

Employees hired prior to January 1, 2011 are eligible for benefits under the SERP. The SERP follows the same formula and rules as the Qualified Plan but applies to compensation which is excluded for Qualified Plan purposes. Compensation which is excluded from the Qualified Plan in calculating benefits are:

- Annual Incentive Plan and sales incentive plan awards that are deferred, and
- Paid compensation in excess of the annual IRS compensation limit.

When a participant leaves the company, the lump sum value of the vested SERP benefit is calculated and credited to the Supplemental Retirement Plan. For more information about the Supplemental Retirement Plan, see the narrative on page 65. Once credited to the Supplemental Retirement Plan, the SERP benefit is treated as a non-elective contribution for Supplemental Retirement Plan purposes and paid according to the default distribution schedule unless changed by the participant. Mr. Foley was the only NEO who participated in the SERP in fiscal 2023.

Executive Retirement Contribution

The Committee implemented an Executive Retirement Contribution for eligible U.S.-based senior executives who were hired or promoted into an eligible salary grade on or after January 1, 2011. The Executive Retirement Contribution is intended to attract experienced executives and provide retirement benefits to these executives. Executive Retirement Contributions are subject to a vesting schedule, which is designed to balance attraction and retention objectives.

We will credit an eligible participant's Supplemental Retirement Plan account with an Executive Retirement Contribution equal to 10% of the participant's base salary and annual incentive. The Executive Retirement Contributions are subject to an age-graded vesting schedule and do not begin to vest until the participant has attained age 66 and completed at least five years of service with Campbell. The table below provides details on the vesting criteria:

Vesting Percentage	Criteria
50%	Age 55 and at least 5 years of service
60%	Age 56 and at least 5 years of service
70%	Age 57 and at least 5 years of service
80%	Age 58 and at least 5 years of service
90%	Age 59 and at least 5 years of service
100%	Age 60 and at least 5 years of service

Messrs. Clouse, Beekhuizen, Ciongoli, Foley and Poland and Ms. Anderson received an Executive Retirement Contribution in fiscal 2023, and the amounts credited to each of them are unvested. For additional information on the Executive Retirement Contribution, please see the 2023 Nonqualified Deferred Compensation Table and accompanying narrative beginning on page 67.

Assumptions

For purposes of determining the Present Value of Accumulated Benefits, the following assumptions were used:

Fiscal Year Ended	2023	2022	2021
ASC 715 Discount Rate	5.50% — Qualified Plan 5.50% SERP	4.60% — Qualified Plan 4.40% SERP	2.70% — Qualified Plan 2.19% SERP
Retirement Age for Qualified Plan	65 for cash balance or 62 for the prior plan formula	65 for cash balance or 62 for the prior plan formula	65 for cash balance or 62 for the prior plan formula
Pre-retirement Mortality or Disability	None	None	None
Post-retirement Mortality	101.1% of the Pri-2012 Healthy Life Mortality Table, no collar, with mortality improvement projected generationally at Scale MP-2021	101.1% of the Pri-2012 Healthy Life Mortality Table, no collar, with mortality improvement projected generationally at Scale MP-2021	101.1% of the Pri-2012 Healthy Life Mortality Table, no collar, with mortality improvement projected generationally at Scale MP-2020
Cash Balance Interest Rate	4.02% initial rate grading linearly to 4.00% ultimate rate over 5 years and subject to a minimum of 2.50%	3.00% initial rate grading linearly to 4.00% ultimate rate over 5 years and subject to a minimum of 2.50%	1.89% initial rate grading linearly to 4.00% ultimate rate over 5 years and subject to a minimum of 2.50%
Form of Payment	Lump sum using ASC 715 assumption methods	Lump sum using ASC 715 assumption methods	Lump sum using ASC 715 assumption methods

The accumulated benefit is calculated based on credited service and pay as of July 30, 2023. The values reported in the Present Value of Accumulated Benefit column are theoretical and are calculated and presented according to SEC requirements. These values are based on assumptions used in preparing the Company's consolidated audited financial statements for the year ended July 30, 2023. Our pension plans use a different method of calculating actuarial present value for the purpose of determining a lump sum payment, if any, under the plans.

Using applicable plan assumptions, the lump sum present value of the Qualified Plan and the SERP combined as of July 30, 2023 and payable as of September 1, 2023 to Mr. Foley was \$824,171. Messrs. Clouse, Beekhuizen, Ciongoli, Foley, and Poland and Ms. Anderson are not eligible to participate in the plans. All benefit calculations set forth in this narrative and in the Pension Benefit Table are estimates only; actual benefits will be based on data, applicable plan assumptions, pay and service at the time of retirement.

2023 Nonqualified Deferred Compensation

Name	Plan Name	Executive Contributions in Last Fiscal Year (\$)	Registrant Contributions in Last Fiscal Year(1) (\$)	Aggregate Earnings (Loss) in Last Fiscal Year(2) (\$)	Aggregate Withdrawals/ Distributions in Last Fiscal Year (\$)	Aggregate Balance at Fiscal Year End(3) (\$)
Mark A. Clouse	Supplemental Retirement Plan	\$ 0	\$ 555,755	\$ 96,582	\$0	\$ 1,106,565
Carrie L. Anderson	Supplemental Retirement Plan	\$ 0	\$ 33,294	\$ 44	\$0	\$ 121
Mick J. Beekhuizen	Supplemental Retirement Plan	\$ 737,639	\$ 251,309	\$ 222,410	\$0	\$ 1,158,464
Adam G. Ciongoli	Supplemental Retirement Plan	\$ 0	\$ 239,308	\$ 39,255	\$0	\$ 1,096,484
Christopher D. Foley	Supplemental Retirement Plan	\$ 0	\$ 180,084	\$ 53,166	\$0	\$ 368,886
Daniel L. Poland	Supplemental Retirement Plan	\$ 0	\$ 131,049	\$ 1,951	\$0	\$ 42,588

- (1) The amounts listed above for each NEO are reported in the 2023 Summary Compensation Table under All Other Compensation. The amounts listed above include the following unvested Executive Retirement Contributions made in fiscal 2023: Mr. Clouse, \$340,503; Ms. Anderson, \$33,173; Mr. Beekhuizen, \$161,417; Mr. Ciongoli, \$154,358; Mr. Foley, \$138,060; and Mr. Poland, \$90,676.
- (2) The amounts listed above include earnings on unvested Executive Retirement Contributions, which would be subject to forfeiture if the vesting conditions are not met. The amount of earnings on unvested Executive Retirement Contributions is as follows: Mr. Clouse, \$52,262; Ms. Anderson \$44; Mr. Beekhuizen, \$48,218; Mr. Ciongoli, \$25,106; Mr. Foley, \$33,564; and Mr. Poland \$1,113.
- (3) The amounts listed do not include unvested Executive Retirement Contributions. The unvested amounts are subject to forfeiture if vesting conditions are not met and are as follows: Mr. Clouse, \$1,331,653; Ms. Anderson, \$33,217; Mr. Beekhuizen, \$527,730; Mr. Ciongoli, \$534,802; Mr. Foley, \$572,151; and Mr. Poland, \$124,178. Amounts may not add due to rounding.

The Supplemental Retirement Plan is an unfunded nonqualified deferred compensation plan maintained for the purpose of providing our eligible U.S.-based executives and key managers the opportunity to defer a portion of their earned compensation. Currently, participants may defer up to 90% of their annual incentive compensation. The ability of executives to defer all or a portion of their long-term incentive awards was eliminated in fiscal 2009, and the ability to defer base salary was eliminated as of January 1, 2011.

For those individuals whose base salary and annual incentive compensation exceed the IRC indexed compensation limit for the 401(k) plan (\$305,000 and \$330,000 for calendar years 2022 and 2023, respectively) and who participate in the 401(k) plan, we credit such individual's Supplemental Retirement Plan account with an amount equal to the matching contribution we would have made to the 401(k) plan but for the compensation limit (supplemental 401(k) program). These contributions are fully vested.

We will also credit an eligible participant's Supplement Retirement Plan account with an Executive Retirement Contribution equal to 10% of the participant's base salary and annual incentive. Eligible participants are U.S.-based senior executives who were hired or promoted into an eligible salary grade on or after January 1, 2011. The Executive Retirement Contributions do not begin to vest until the participant has

attained age 55 and completed at least five years of service with Campbell. For additional information on the Executive Retirement Contribution and vesting criteria, please see the description beginning on page 66.

Each participant's contributions to the plans are credited to a notional investment account in the participant's name. Gains and losses in the participant's account are based on the performance of the investment choices the participant has selected. For deferral accounts, seven investment choices are available, including the Campbell Stock Account. In addition to the Stock Account, participants have the opportunity to invest in: (i) Vanguard's Institutional 500 Index Trust; (ii) Vanguard's Institutional Extended Market Index Trust; (iii) Vanguard's Institutional Total International Stock Index Trust; (iv) Vanguard's Institutional Total Bond Market Index Trust; (v) Vanguard's Short-Term Bond Index Fund and (vi) BlackRock's Short-Term Investment Fund. With the exception of the Campbell's Stock Account, these investment choices are also available to all participants in the Company's 401(k) plan, along with several additional investment choices. A participant may reallocate his or her investment account at any time among the seven investment choices, except that reallocations of the Stock Account must be made in compliance with our insider trading policy. Dividends on amounts invested in the Stock Account may be reallocated among the seven investment accounts.

Potential Payments Upon Termination or Change in Control

The following table describes potential incremental payments upon termination of a NEO's employment under various circumstances.

	Termination for Cause	Voluntary Resignation (prior to the vesting or payment date)	Retirement (age 55, 5 years of service)
AIP/Annual Incentive	Forfeited	Forfeited	Pro rata portion for the current fiscal year based upon length of employment during the fiscal year, provided the NEO was employed at least three months of the fiscal year, paid out based on business unit/Company performance and individual performance
Unvested time-lapse RSUs	Forfeited	Forfeited	100%, provided that the NEO retires at least six months after the grant date and provided further that the grant documents don't require the NEO to be employed by us on the vesting date
Unvested TSR and EPS performance RSUs	Forfeited	Forfeited	Pro rata portion of any TSR or EPS performance-restricted share units based on length of employment during the applicable restriction period, provided the NEO retires at least six months after the grant date; the pro rata portion will be paid out at the end of the restriction period based upon the vesting criteria being met
Unvested stock options	Forfeited	Forfeited	Options will continue to vest according to original schedule, provided the NEO retires at least six months after the grant date
Vested, unexercised stock options	Forfeited	Exercise within 3 months, or expiration, whichever is earlier	Exercise until expiration date
Vested Pension	Keep 100%	Keep 100%	Keep 100%
Vested Deferred Compensation Amounts	Keep 100%	Keep 100%	Keep 100%
Vested Executive Retirement Contributions	Keep 100%	Keep 100%	Keep 100%
Unvested Executive Retirement Contributions	Forfeited	Forfeited	Percentage will be paid based on NEO's age at time of retirement

Potential Payments Upon Termination or Change in Control (Continued)

	Involuntary Termination Without Cause	Death or Total Disability
AIP/Annual Incentive	Pro rata portion for the current fiscal year based on length of employment during the fiscal year, provided the NEO was employed for at least three months in the fiscal year, paid out based upon business unit/ Company performance and individual performance	Pro rata portion for the current fiscal year based upon length of employment during the fiscal year, paid out based on business unit/ Company performance and individual performance
Unvested time-lapse RSUs	<p><i>Not retirement eligible:</i></p> <p>Pro rata portion will be paid based on length of employment during the applicable restriction period, provided the NEO was employed for at least six months following the grant date</p> <p><i>Retirement eligible</i></p> <p><i>(age 55, 5 years of service):</i></p> <p>100%, provided that the retirement occurs at least six months after the grant date and provided further that the grant documents don't require the NEO to be employed by us on the vesting date</p>	<p><i>Not retirement eligible:</i></p> <p>Pro rata portion will be paid based on length of employment during the applicable restriction period, provided the NEO was employed for at least six months following the grant date</p> <p><i>Retirement eligible</i></p> <p><i>(age 55, 5 years of service):</i></p> <p>100%, provided that the death/disability occurs at least six months after the grant date and provided further that the grant documents don't require the NEO to be employed by us on the vesting date</p>
Unvested TSR and EPS performance RSUs	Pro rata portion of any TSR or EPS performance-restricted share units based on length of employment during the applicable restriction period, provided the NEO's employment continued at least six months after the grant date; the pro rata portion will be paid out at the end of the restriction period based upon the vesting criteria being met	Pro rata portion of any TSR or EPS performance-restricted share units based on length of employment during the applicable restriction period, provided the death/disability occurs at least six months after the grant date; the pro rata portion will be paid out at the end of the restriction period based upon the vesting criteria being met
Unvested stock options	<p><i>Not retirement eligible:</i></p> <p>Forfeited</p> <p><i>Retirement eligible</i></p> <p><i>(age 55, 5 years of service):</i></p> <p>Options will continue to vest according to original schedule, provided the retirement occurs at least six months after the grant date</p>	Options will continue to vest according to original schedule, provided the death/disability occurs at least six months after the grant date
Vested, unexercised stock options	<p><i>Not retirement eligible:</i></p> <p>Exercise within one year of termination, or option expiration, whichever is earlier</p> <p><i>Retirement eligible</i></p> <p><i>(age 55, 5 years of service):</i></p> <p>Exercise until expiration date</p>	Exercise until expiration date
Vested Pension	Keep 100%	Keep 100%
Vested Deferred Compensation Amounts	Keep 100%	Keep 100%
Vested Executive Retirement Contributions	Keep 100%	Keep 100%
Unvested Executive Retirement Contributions	Percentage will be paid based on NEO's length of employment and age at time of termination	All unvested amounts will vest regardless of age and/or length of employment at the time of death/disability

Severance Policy

We maintain the Campbell Soup Company Executive Severance Plan, which provides severance benefits for the CEO and other executive officers who report to the CEO, including the NEOs. An NEO will receive severance benefits equal to two times the officer's base salary if the officer's employment is involuntarily terminated by the Company without cause (as such terms are defined in the Executive Severance Plan). The severance benefits include two years of medical benefits and life insurance unless the officer obtains medical benefits or life insurance from another employer. Change in control severance benefits, which are based on a separate written agreement with each NEO, are described below.

Change in Control

We have double-trigger CIC Agreements with Messrs. Clouse, Beekhuizen, Ciongoli, Foley and Poland, and with Ms. Anderson. The double-trigger provisions require the occurrence of the following two events in order for an executive to receive payments and benefits:

- (1) a change in control; and
- (2) the executive's employment must be terminated involuntarily and without cause (or with respect to benefits provided under the CIC Agreements and the LTI Program, terminated voluntarily for good reason) within two years following the change in control.

Generally, a "Change in Control" will be deemed to have occurred in any of the following circumstances:

- (i) the acquisition of 25% or more of the outstanding voting stock of the Company by any person or entity, with certain exceptions for descendants of the Company's founder;
- (ii) the persons serving as directors of the Company as of a date specified in the agreement, and those replacements or additions subsequently approved by a two-thirds vote of the Board, cease to make up more than 50% of the Board;
- (iii) a merger, consolidation or share exchange in which the shareholders of the Company prior to the merger wind up owning 50% or less of the surviving corporation; or

In order to receive severance payments, NEOs must execute a severance agreement and general release that releases the Company from any claims brought by the officer, contains provisions prohibiting the officer from disparaging us, and incorporates provisions from the officer's non-competition agreement (signed by all officers at the time they are hired), which prohibits the officer from soliciting our employees to work elsewhere and from competing with us for a period of twelve months following termination. Severance payments are made bi-weekly over a two-year period in accordance with our normal payroll processes.

- (iv) a complete liquidation or dissolution of the Company or disposition of all or substantially all of the assets of the Company.

None of the CIC Agreements with NEOs provide for gross-up payments. We also have change in control provisions in our AIP, our long-term incentive plans and our U.S. retirement plans and these provisions apply equally to all participants in the plans, including the NEOs. Our long-term incentive plan contains an additional change in control provision that applies in the event of a change in control where the surviving entity does not assume outstanding long-term incentive awards or substitute equivalent equity for the outstanding long-term incentive awards. Under this provision, termination of employment within two years is not required for vesting.

The following table generally summarizes the treatment of various compensation elements for the NEOs in the event of a change in control and termination of employment within two years.

Compensation Element	Applicable Plan or Arrangement	Treatment
Base Salary	CIC Agreement	Lump sum payment equal to 2.5x base salary
Annual incentive compensation	CIC Agreement	Lump sum pro-rata payment of annual incentive for the fiscal year in which termination occurs, based on the number of days employed in the fiscal year. An additional lump sum payment equal to 2.5x annual incentive target, which is based on the higher of the NEO's target for the fiscal year or the average actual annual incentive payout over the prior two years
Medical benefits and life insurance	CIC Agreement	Provided at the employee rate for the lesser of (a) 30 months or (b) the number of months remaining until the NEO's 65th birthday
Pension, 401(k) benefits and Executive Retirement Contributions	CIC Agreement	Lump sum based on a straight life annuity, commencing at age 65, assuming the executive would have remained employed until the earlier of (a) 30 months or (b) age 65

Compensation Element	Applicable Plan or Arrangement	Treatment
Performance-restricted share units	Campbell Soup Company 2015 Long-Term Incentive Plan*	NEO would become vested in, and restrictions would lapse on, the greater of (i) fifty percent (50%) of any unvested performance-restricted share units or (ii) a pro rata portion of such unvested performance-restricted share units based on the portion of the performance period that has elapsed prior to the date of the change in control
	Campbell Soup Company 2022 Long-Term Incentive Plan*	All performance awards would convert to time-lapse restricted share units with performance deemed achieved (i) for any completed performance period, on actual performance, or (ii) for any partial or future performance period, at the greater of target level or actual performance and all restrictions would lapse immediately, and all unvested converted time-lapse restricted share units would become fully vested.
Time-lapse restricted share units	Campbell Soup Company 2015 and 2022 Long-Term Incentive Plans*	All restrictions lapse immediately and all such units would become fully vested
Non-qualified stock options	Campbell Soup Company 2015 and 2022 Long-Term Incentive Plans*	All options would vest and become immediately exercisable

* Our long-term incentive plans contain an additional change in control provision that applies in the event of a change in control where the surviving entity does not assume outstanding long-term incentive awards or substitute equivalent equity for the outstanding long-term incentive awards. Under this provision, outstanding long-term incentive awards vest in the same manner as set forth in the table above; however, termination of employment within two years is not required for vesting.

Tables

The following tables display the incremental payments that would be made and the value of equity awards that would vest in the event of termination of employment of an NEO for the reasons listed. All restricted share unit awards referenced in the tables below were granted to the NEOs under the Company's 2015 Long-Term Incentive Plan, other than Ms. Anderson's time-lapse restricted share unit award which was granted

under the Company's 2022 Long-Term Incentive Plan. In addition to the amounts in the following tables, the NEOs would be entitled to any vested pension benefits and any vested amounts in deferred compensation accounts that are disclosed above in the 2023 Pension Benefits table and the 2023 Nonqualified Deferred Compensation table.

Assumptions

The specific assumptions that were used to prepare each table are listed directly below each individual table.

Mark A. Clouse

Accelerated Executive Benefits and Payments Upon Termination	Voluntary Resignation	Retirement	Total Disability or Death	Involuntary Termination Without Cause	Involuntary Termination Without Cause Following Change-in-Control
Compensation:					
— Annual Incentive Plan (AIP) Award	—	—	—	—	—
— Equity					
• Performance-Restricted Share Units	—	—	\$ 6,609,449	\$ 6,609,449	\$ 6,609,449
• Time-Lapse Restricted Share Units	—	—	\$ 3,459,454	\$ 3,459,454	\$ 5,282,768
• Dividend Equivalent Accruals	—	—	—	—	\$ 750,645
Benefits & Perquisites:					
— Health and Welfare Benefits	—	—	—	\$ 41,791	\$ 52,239
— 401(k) Company Contribution	—	—	—	—	\$ 57,750
— 401(k) Supplemental Company Contribution	—	—	—	—	\$ 538,130
— Executive Retirement Contribution	—	—	\$ 1,331,653	—	\$ 851,257
Severance:					
— Cash	—	—	—	\$ 2,420,000	\$ 8,167,500
TOTAL:	—	—	\$ 11,400,556	\$ 12,530,694	\$ 22,309,738

The amounts shown in the table above assume that termination occurred as of July 30, 2023, and use a stock price of \$46.25, which was our closing stock price on July 28, 2023, the last trading day of fiscal 2023. The amounts included with respect to performance-restricted share units assume that the applicable performance goal was attained and the units paid out at 100% of target, except in the event of a change in control, which assumes a payout in accordance with the terms of the CIC Agreements, as further described on page 56.

Carrie L. Anderson

Accelerated Executive Benefits and Payments Upon Termination	Voluntary Resignation	Retirement	Total Disability or Death	Involuntary Termination Without Cause	Involuntary Termination Without Cause Following Change-in-Control
Compensation:					
— Annual Incentive Plan (AIP) Award	—	—	—	—	—
— Equity					
• Time-Lapse Restricted Share Units	—	—	—	—	\$ 1,785,389
• Dividend Equivalent Accruals	—	—	—	—	\$ 28,566
Benefits & Perquisites:					
— Health and Welfare Benefits	—	—	—	\$ 16,031	\$ 20,039
— 401(k) Company Contribution	—	—	—	—	\$ 56,611
— Executive Retirement Contribution	—	—	\$ 33,217	—	\$ 82,932
Severance:					
— Cash	—	—	—	\$ 1,500,000	\$ 2,688,698
TOTAL:	—	—	\$ 33,217	\$ 1,516,031	\$ 4,662,235

The amounts shown in the table above assume that termination occurred as of July 30, 2023, and use a stock price of \$46.25 which was our closing stock price on July 28, 2023, the last trading day of fiscal 2023.

Mick J. Beekhuizen

Accelerated Executive Benefits and Payments Upon Termination	Voluntary Resignation	Retirement	Total Disability or Death	Involuntary Termination Without Cause	Involuntary Termination Without Cause Following Change-in-Control
Compensation:					
— Annual Incentive Plan (AIP) Award	—	—	—	—	—
— Equity					
• Performance-Restricted Share Units	—	—	\$ 2,978,546	\$ 2,978,546	\$ 2,978,546
• Time-Lapse Restricted Share Units	—	—	\$ 1,594,515	\$ 1,594,515	\$ 2,381,921
• Dividend Equivalent Accruals	—	—	—	—	\$ 336,495
Benefits & Perquisites:					
— Health and Welfare Benefits	—	—	—	\$ 17,448	\$ 21,810
— 401(k) Company Contribution	—	—	—	—	\$ 57,750
— 401(k) Supplemental Company Contribution	—	—	—	—	\$ 224,728
— Executive Retirement Contribution	—	—	\$ 527,730	—	\$ 403,542
Severance:					
— Cash	—	—	—	\$ 1,600,000	\$ 3,800,000
TOTAL:	—	—	\$ 5,100,791	\$ 6,190,509	\$ 10,204,792

The amounts shown in the table above assume that termination occurred as of July 30, 2023, and use a stock price of \$46.25, which was our closing stock price on July 28, 2023, the last trading day of fiscal 2023. The amounts included with respect to performance-restricted share units assume that the applicable performance goal was attained and the units paid out at 100% of target, except in the event of a change in control, which assumes a payout in accordance with the terms of the CIC Agreements, as further described on page 56.

Adam G. Ciongoli

Accelerated Executive Benefits and Payments Upon Termination	Voluntary Resignation	Retirement	Total Disability or Death	Involuntary Termination Without Cause	Involuntary Termination Without Cause Following Change-in-Control
Compensation:					
— Annual Incentive Plan (AIP) Award	—	—	—	—	—
— Equity					
• Performance-Restricted Share Units	\$2,219,029	\$ 2,219,029	\$ 2,219,029	\$ 2,219,029	\$ 2,219,029
• Time-Lapse Restricted Share Units	\$1,457,569	\$ 1,457,569	\$ 1,457,569	\$ 1,457,569	\$ 1,457,569
• Dividend Equivalent Accruals	—	—	—	—	\$ 241,055
Benefits & Perquisites:					
— Health and Welfare Benefits	—	—	—	\$ 41,791	\$ 52,239
— 401k Company Contribution	—	—	—	—	\$ 57,750
— 401(k) Supplemental Company Contribution	—	—	—	—	\$ 212,376
— Executive Retirement Contribution	—	—	\$ 534,802	\$ 106,960	\$ 492,855
Severance:					
— Cash	—	—	—	\$ 1,615,550	\$ 3,634,988
TOTAL:	\$3,676,598	\$ 3,676,598	\$ 4,211,400	\$ 5,440,899	\$ 8,367,861

The amounts shown in the table above assume that termination occurred as of July 30, 2023, and use a stock price of \$46.25, which was our closing stock price on July 28, 2023, the last trading day of fiscal 2023. The amounts included with respect to performance-restricted share units assume that the applicable performance goal was attained and the units paid out at 100% of target, except in the event of a change in control, which assumes a payout in accordance with the terms of the CIC Agreements, as further described on page 56.

Christopher D. Foley

Accelerated Executive Benefits and Payments Upon Termination	Voluntary Resignation	Retirement	Total Disability or Death	Involuntary Termination Without Cause	Involuntary Termination Without Cause Following Change-in-Control
Compensation:					
— Annual Incentive Plan (AIP) Award	—	—	—	—	—
— Equity					
• Performance-Restricted Share Units	—	—	\$ 1,801,345	\$ 1,801,345	\$ 1,801,345
• Time-Lapse Restricted Share Units	—	—	\$ 894,244	\$ 894,244	\$ 1,326,681
• Dividend Equivalent Accruals	—	—	—	—	\$ 204,870
Benefits & Perquisites:					
— Health and Welfare Benefits	—	—	—	\$ 48,817	\$ 61,022
— 401(k) Company Contribution	—	—	—	—	\$ 33,000
— 401(k) Supplemental Company Contribution	—	—	—	—	\$ 105,060
— Executive Retirement Contribution	—	—	\$ 572,151	—	\$ 345,150
— Pension Benefits	—	—	—	—	\$ 291,787
Severance:					
— Cash	—	—	—	\$ 1,400,000	\$ 3,325,000
TOTAL:	—	—	\$ 3,267,740	\$ 4,144,406	\$ 7,493,915

The amounts shown in the table above assume that termination occurred as of July 30, 2023, and use a stock price of \$46.25, which was our closing stock price on July 28, 2023, the last trading day of fiscal 2023. The amounts included with respect to performance-restricted share units assume that the applicable performance goal was attained and the units paid out at 100% of target, except in the event of a change in control, which assumes a payout in accordance with the terms of the CIC Agreements, as further described on page 56.

Daniel L. Poland

Accelerated Executive Benefits and Payments Upon Termination	Voluntary Resignation	Retirement	Total Disability or Death	Involuntary Termination Without Cause	Involuntary Termination Without Cause Following Change-in-Control
Compensation:					
— Annual Incentive Plan (AIP) Award	—	—	—	—	—
— Equity					
• Performance-Restricted Share Units	—	—	\$ 185,092	\$ 185,092	\$ 333,093
• Time-Lapse Restricted Share Units	—	—	\$ 654,657	\$ 654,657	\$ 1,129,657
• Dividend Equivalent Accruals	—	—	—	—	\$ 57,776
Benefits & Perquisites:					
— Health and Welfare Benefits	—	—	—	\$ 33,692	\$ 42,116
— 401k Company Contribution	—	—	—	—	\$ 57,750
— 401(k) Supplemental Company Contribution	—	—	—	—	\$ 100,932
— Executive Retirement Contribution	—	—	\$ 124,178	—	\$ 226,690
Severance:					
— Cash	—	—	—	\$ 1,287,500	\$ 2,896,875
TOTAL:	—	—	\$ 963,927	\$ 2,160,941	\$ 4,844,889

The amounts shown in the table above assume that termination occurred as of July 30, 2023, and use a stock price of \$46.25, which was our closing stock price on July 28, 2023, the last trading day of fiscal 2023. The amounts included with respect to performance-restricted share units assume that the applicable performance goal was attained and the units paid out at 100% of target, except in the event of a change in control, which assumes a payout in accordance with the terms of the CIC Agreements, as further described on page 56.

CEO PAY RATIO DISCLOSURE

Under Section 953(b) of the Dodd-Frank Wall Street Reform and Consumer Protection Act (Dodd-Frank Act") and Item 402(u) of Regulation S-K, we are required to provide the ratio of the annual total compensation of our CEO to the annual total compensation of the median-paid employee of the Company ("Median Employee"). Our CEO to median employee pay ratio was calculated in accordance with Item 402(u) of Regulation S-K, and represents a reasonable estimate.

In fiscal 2023, we re-identified our Median Employee to accurately represent our current population. To identify our Median Employee, we determined the fiscal 2023 base salary, our consistently applied compensation measure, for each of our 14,628 full-time, part-time, temporary and seasonal employees, excluding our CEO, Mark A. Clouse, who were employed by us on July 1, 2023. No cost of living adjustments were applied. For an employee paid in a currency other than U.S. dollars, we converted annual base salary into U.S. dollars, using exchange rates as of July 1, 2023. Based on this data and process, we

determined that our Median Employee was an hourly employee with an annual base salary of \$56,264. We then calculated the annual total compensation for our Median Employee using the methodology established for disclosing NEO compensation in the Summary Compensation Table, which resulted in our median employee having annual total compensation of \$70,105.

The fiscal 2023 compensation for Mr. Clouse, was \$11,699,822, which equals Mr. Clouse's compensation as reported in the Summary Compensation Table. Therefore, the ratio of our CEO's annual total compensation to the Median Employee's annual total compensation was 167 to 1.

The pay ratio disclosure provided above is a reasonable estimate. Because the SEC rules for identifying the median employee and calculating the pay ratio allow companies to use different methodologies, exemptions, estimates and assumptions, the pay ratio disclosure may not be comparable to the pay ratio reported by other companies.

PAY VERSUS PERFORMANCE DISCLOSURE

Pay versus Performance

As required by Section 953(a) of the Dodd-Frank Act and Item 402(v) of Regulation S-K, the following table reports the compensation of our Principal Executive Officer (PEO) and the average compensation of the other NEOs as disclosed in the Summary Compensation Table for the past three fiscal years, as well as their "compensation actually paid," and certain financial performance measures of the Company. The Compensation

Committee did not consider "compensation actually paid" in its determination of PEO or other NEO compensation. For further information concerning our pay for performance philosophy and how we align executive compensation with the Company's performance, refer to the Compensation Discussion and Analysis section beginning on page 43.

Year ⁽¹⁾	Summary Compensation Table Total for PEO ⁽²⁾	Compensation Actually Paid to PEO ⁽³⁾	Average Summary Compensation Table Total for non-PEO NEOs ⁽²⁾	Average Compensation Actually Paid to non-PEO NEOs ⁽³⁾	Value of Initial Fixed \$100 Investment Based On: ⁽⁴⁾			
					Total Shareholder Return	Peer Group Total Shareholder Return	Net Income (millions) ⁽⁵⁾	Net Sales (millions) ⁽⁶⁾
2023	\$11,699,822	\$11,089,637	\$3,771,274	\$3,573,919	\$102	\$127	\$ 858	\$9,357
2022	\$10,277,065	\$13,004,241	\$3,965,231	\$4,788,630	\$106	\$121	\$ 757	\$8,562
2021	\$ 9,903,652	\$ 3,614,369	\$3,373,833	\$2,075,080	\$ 91	\$107	\$1,002	\$8,476

(1) Mark Clouse has served as the Principal Executive Officer ("PEO") for the entirety of fiscal 2023, 2022 and 2021, and the other NEO's for the applicable years were as follows:

- 2023: Carrie L. Anderson, Mick J. Beekhuizen, Adam G. Ciongoli, Christopher D. Foley and Daniel L. Poland
- 2022: Mick J. Beekhuizen, Adam G. Ciongoli, Christopher D. Foley and Valerie J. Oswald
- 2021: Mick J. Beekhuizen, Adam G. Ciongoli, Christopher D. Foley and Valerie J. Oswald

(2) The dollar amounts reported in this column represent (i) the total compensation reported in the Summary Compensation Table for the applicable year in the case of Mr. Clouse, and (ii) the average of the total compensation reported in the Summary Compensation Table for the applicable year for our other NEOs for such years, as identified in footnote 1.

(3) To calculate "compensation actually paid," as computed pursuant to the SEC rules, adjustments were made to the amounts reported in the Summary Compensation Table for the applicable year. A reconciliation of the adjustments for Mr. Clouse and for the average of the other NEOs is set forth below. The amounts do not reflect the actual amount of compensation earned by, or paid to the executive, during the applicable fiscal year.

Reconciliation of Compensation Actually Paid Adjustments:

Year	Summary Compensation Table Total	(Minus) Change in Accumulated Benefits Under Defined Benefit and Actuarial Pension Plans	Plus Service Costs Under Defined Benefit and Actuarial Pension Plans	(Minus) Grant Date Fair Value of Stock Option and Stock Awards Granted in Fiscal Year	Plus Fair Value at Fiscal Year-End of Outstanding and Unvested Stock Option and Stock Awards Granted in Fiscal Year (a)	Plus/ (Minus) Change in Fair Value of Outstanding and Unvested Stock Option and Stock Awards Granted in Prior Fiscal Years (a)	Plus Fair Value Vesting of Stock Option and Stock Awards Granted in Fiscal Year that Vested During Fiscal Year (a)	Plus/ (Minus) Change in Fair Value as of Vesting Date of Stock Option and Stock Awards Granted in Prior Years for which Vesting Conditions Were Satisfied During Fiscal Year (a)	(Minus) Fair Value as of Prior Fiscal Year-End of Stock Option and Stock Awards Granted in Prior Fiscal Years that Failed to Meet Applicable Vesting Conditions During Fiscal Year	Equals Compensation Actually Paid
Mark A. Clouse										
2023	\$11,699,822	\$ 0	\$ 0	\$ 7,301,734	\$ 6,866,489	\$ 118,676	\$ 0	\$ (293,616)	\$ 0	\$ 11,089,637
2022	\$ 10,277,065	\$ 0	\$ 0	\$ 6,388,968	\$ 7,846,029	\$ 1,189,429	\$ 0	\$ 408,185	\$ 327,499	\$ 13,004,241
2021	\$ 9,903,652	\$ 0	\$ 0	\$ 6,436,175	\$ 5,195,091	\$(4,832,275)	\$ 0	\$ (215,924)	\$ 0	\$ 3,614,369
Other NEOs (Average)										
2023	\$ 3,771,274	\$ 9,295	\$ 6,696	\$ 1,891,059	\$ 1,764,237	\$ (6,975)	\$ 0	\$ (60,959)	\$ 0	\$ 3,573,919
2022	\$ 3,965,231	\$ 0	\$ 7,592	\$ 2,269,049	\$ 2,786,523	\$ 318,950	\$ 0	\$ 7,505	\$ 28,122	\$ 4,788,630
2021	\$ 3,373,833	\$ 30,634	\$ 6,171	\$ 1,856,390	\$ 1,390,934	\$(790,781)	\$ 0	\$ 49,159	\$ 67,212	\$ 2,075,080

(a) includes the value of any dividend equivalents accrued on restricted share unit awards in the applicable year(s) prior to the vesting date that are not otherwise reflected in the fair value of such award.

(4) Amounts included for each year reflect what the cumulative value of \$100 would be, including the reinvestment of dividends, if such amount were invested on the last day of fiscal 2020. Peer Group TSR is calculated based upon the Company's peer group (S&P 500 Packaged Foods Group) as reflected in our Annual Report on Form 10-K pursuant to Item 201(e) of Regulation S-K for the fiscal year ended July 30, 2023.

(5) The dollar amounts reported represent the amount of net income reflected in the Company's financial statements for the applicable year.

(6) The dollar amounts reported represent the amount of net sales reflected in the Company's financial statements for the applicable year.

Financial Performance Measures

The following is a list of the performance measures that, in the Company's assessment, represent the most important performance measures used by the Company to link compensation actually paid to our NEOs in fiscal 2023 to Company performance. The performance measures are not ranked by relative importance. Please see the Compensation Discussion and Analysis section beginning on page 43 for further information regarding how each of these measures is used in the Company's executive compensation program.

- Adjusted EBIT
- Adjusted EPS
- Free Cash Flow
- Net Sales
- Stock Price

Relationship Between Pay and Performance

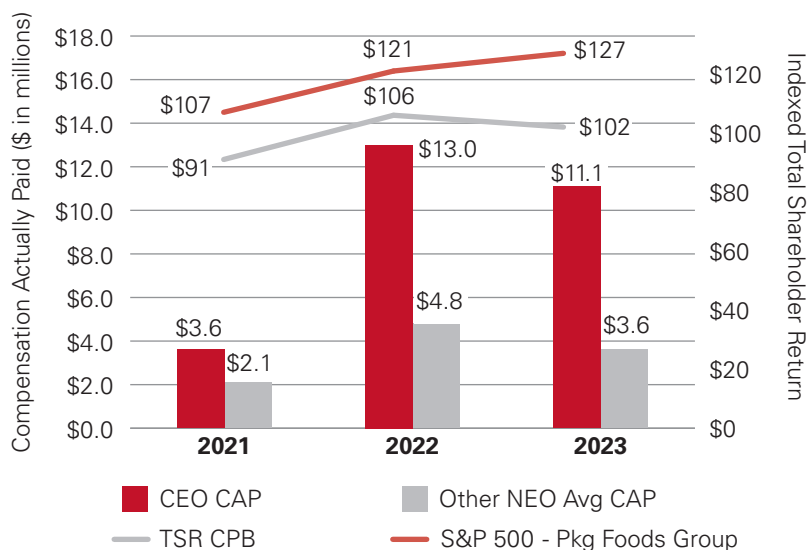
We believe that our compensation program is aligned with our business strategy and with creating long-term shareholder value by paying for performance, with a significant portion of NEOs' pay subject to risk and performance. The Compensation Discussion and Analysis discussion describes in greater detail the Committee's emphasis on "pay-for-performance" and how our executive compensation program is designed to link executive compensation with the achievement of financial objectives as well as shareholder value creation.

executive officers is computed in accordance with SEC rules and does not necessarily reflect the actual value that an executive will receive in the stated fiscal year as such value will depend on a variety of factors. For example, the value of restricted share unit awards that an executive will receive will ultimately depend on stock price at the time of vesting and, for performance-based restricted share unit awards, the financial performance metrics achieved during the applicable three-year performance cycle, and, all remain at risk of reduction or forfeiture until the time of vesting.

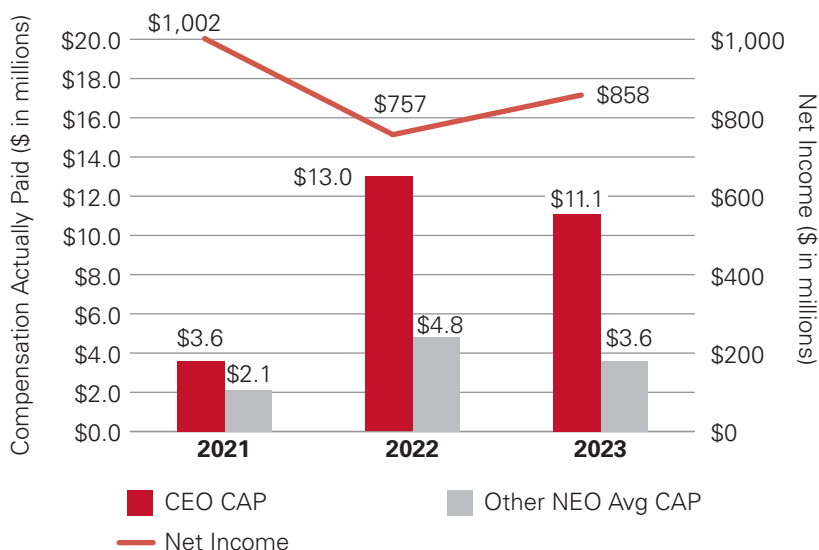
It is important to note that "compensation actually paid" to our

In accordance with SEC rules, the following graphs show the relationship of "compensation actually paid" to our (i) cumulative shareholder return and total shareholder return, (ii) net income and (iii) net sales.

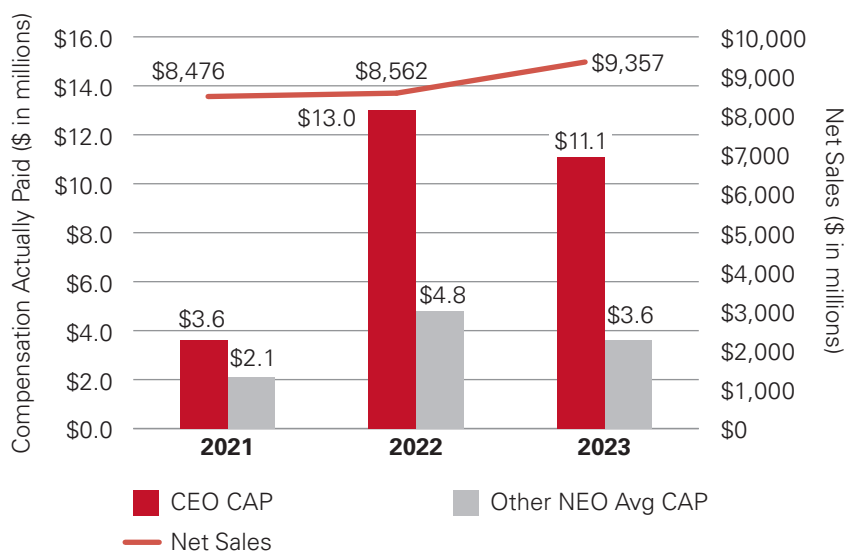
Compensation Actually Paid vs. TSR



Compensation Actually Paid vs. Net Income



Compensation Actually Paid vs. Net Sales



ITEM 5 — SHAREHOLDER PROPOSAL – CAGE-FREE EGG CONVERSION PLAN PROGRESS REPORT

The Humane Society of the United States proposes the adoption of the resolution set forth below and has furnished the statement set forth below in support of its proposal. The Board of Directors accepts no responsibility for the proposal or the supporting statement. The proposal is required to be voted on at the 2023 Annual Meeting only if properly presented by the shareholder or his qualified representative. The Board of Directors opposes the proposal for the reasons stated after the proposal.

Shareholder Proposal and Supporting Statement

In 2010, Campbell's faced significant animal welfare controversy.

As a website called PepperidgeFactoryFarm.com reported, an undercover exposé at a Campbell's egg supplier had found birds locked in cramped cages with the rotting carcasses of their cage-mates. ⁽¹⁾

Campbell's then began sourcing some cage-free eggs. And in 2016, it pledged to source 100% globally by 2025.

By 2018, Campbell's reported 26% compliance. ⁽²⁾

But by 2020, after divesting two subsidiaries, that plunged by more than half, to just 11% — where it would vary, without progress, by just one percent through 2022. Still, with the 2025 deadline approaching, Campbell's assured shareholders in 2022 that "[t]here are detailed conversion plans in place by division[.]"

And yet, in 2023, Campbell's reported only 8% cage-free eggs.

Moreover, it explained the low figure with a surprising new claim: Campbell's suddenly declared it had previously only been converting "ingredients we buy directly" but has now "decided to expand the scope to include additional ingredients." That's a rather dubious assertion since Campbell's *original* goal said nothing about directly purchased ingredients but was clearly "to transition to exclusive use of cage-free eggs globally in our supply chain."

Meanwhile:

- Nestle has achieved 100% cage-free eggs in the U.S. and Europe, and over 70% globally.
- Unilever achieved 100% in Europe in 2009, 100% in the U.S. in 2020, and is at 72% globally.
- Kraft Heinz has achieved 100% in Europe and 64% globally.
- Mondelez achieved 100% in the U.S. and Canada in 2020 and is at nearly 40% globally.
- General Mills has detailed plans for reaching roughly 85% globally in 2023, 90% in 2024, and 100% in 2025.

- Conagra is *accelerating* and will reach 100% a year ahead of its original timeline. And it too discloses specific plans (for achieving roughly 70% in FY2023 and 100% in FY2024.)
- Beyond Campbell's competitors: Costco has achieved 97% cage-free eggs domestically; McDonald's has reached 74% domestically; Target discloses conversion plans for reaching roughly 85% in 2023, 90% in 2024, and 100% in 2025; and many others are making significant progress too.

Campbell's claims that "animal welfare is a key part of our vision for a sustainable supply chain." And its 2023 10-K report says its "Brand value could diminish significantly due to...consumer perception that we have acted in an irresponsible manner."

But 13 years after starting to source cage-free eggs, seven years after pledging to reach 100%, and with its 2025 deadline approaching, Campbell's percentage is still just in the single digits, its conversion plans have apparently changed, and shareholders are in the dark as to just what those plans are.

THEREFORE, shareholders ask that within three months of the annual meeting and omitting proprietary information, Campbell's disclose a report detailing its conversion plans for achieving compliance with its cage-free egg commitment by 2025.

Board of Directors' Response

**Your Board of Directors Recommends a Vote
"AGAINST" This Proposal**

Animal welfare is a key part of our vision for an ethical and responsible supply chain. At certain moments, we have adjusted the focus or scope of our commitments. We recently expanded the scope of our goals to include not only ingredients which we source directly, but additional inputs, including prepared ingredients that we purchase from suppliers and use in our products. Examples of these include meatballs that contain blends of pork and other meats, as well as noodles that contain eggs. We made this change because we believe that the expanded scope better reflects the intent of our animal welfare goals and provides greater transparency about what's in our food and how it's made. Our expanded scope includes the transition to the exclusive use of eggs from cage-free hens by the end of calendar year 2025 – a commitment which we still expect to achieve.

In our next Corporate Responsibility report, to be issued in March 2024, we will provide a specific update on progress

(1) <http://web.archive.org/web/20100513080709/http://www.pepperidgefactoryfarm.com> (archived version)

(2) <https://www.campbellsoupcompany.com/wp-content/uploads/sites/31/2018/10/Animal-Welfare-Guidelines-Updated-102818-Final.pdf>

against our cage-free egg commitment. We believe this detailed annual report, and related communications, are the best media through which to communicate verifiable, measureable progress and information about this and other sustainability topics.

Given the regularity of our detailed communications, we do not believe that shareholders will gain any value from the report requested by the proponent, nor do we believe that the use of resources in producing such a report within three months of the annual meeting is in the best interests of shareholders.

Our primary goal is to provide good food for consumers at affordable prices, which requires agility and flexibility. Progress

towards sourcing of cage-free eggs is not necessarily linear and may be subject to factors beyond our control, such as Avian Flu outbreaks and supply chain disruption. Requiring the Company to disclose periodic, interim, prospective targets against previously announced multi-year goals — in addition to annual progress updates against those same goals — would be burdensome, unnecessary and duplicative, and the various numbers could generate confusion among our stakeholders.

For the foregoing reasons, the Board unanimously recommends that you vote "AGAINST" this proposal.

ITEM 6 — SHAREHOLDER PROPOSAL - 401(K) RETIREMENT FUND INVESTMENT REPORT

As You Sow, on behalf of Brian Patrick Kariger Rev Tr proposes the adoption of the resolution set forth below and has furnished the statement set forth below in support of its proposal. The Board of Directors accepts no responsibility for the proposal or the supporting statement. The proposal is required to be voted on at the 2023 Annual Meeting only if properly presented by the shareholder or his qualified representative. The Board of Directors opposes the proposal for the reasons stated after the proposal.

Shareholder's Proposal and Supporting Statement

WHEREAS: Without aggressive mitigation, climate change will have significant, deleterious consequences for the global economy. Without action, climate change can be expected to shave 11 percent to 14 percent off global economic output by 2050. ⁽¹⁾ By comparison, if countries hold average global temperature increase to less than two degrees Celsius Paris Goal, global GDP would decline only 4.2%. ⁽²⁾

The serious economic effects of climate change will have a particularly significant impact on workers saving for retirement. Retirement plan beneficiaries have long investment horizons, and "[t]he longer term the investment horizon, the more likely it is that climate will not only be a material risk, but the most material risk." ⁽³⁾ Such climate portfolio risk to retirement plans will be difficult to mitigate. An International Finance Corporation report concluded that "the traditional way of managing risk through a shift in asset allocation into increased holdings of more conservative, lower risk, lower return, asset classes may do little to offset climate risks." ⁽⁴⁾

While our Company has taken actions to address its operational greenhouse gas emissions, ⁽⁵⁾ it has not acted to meaningfully address the emissions generated by its retirement plan investments. The plan's "default" investment option - into which participants are automatically enrolled if they do not affirmatively select another option - is the Vanguard Target Retirement fund series. The funds in this series account for 40% of plan assets. ⁽⁶⁾ These funds invest heavily in high-carbon companies and companies contributing to deforestation. ⁽⁷⁾

Investments in high-carbon and deforestation-risk companies help fuel the climate crisis and make worst-case economic scenarios more likely. ⁽⁸⁾ To effectively mitigate the climate crisis and keep temperature increases within manageable ranges, the

world has a limited "carbon budget." ⁽⁹⁾ Emissions today deplete that budget and, together with investments in new sources of emissions, "lock in" future temperature increases. ⁽¹⁰⁾

High-carbon and deforestation-risk retirement plan investments thereby contribute to systemic climate risk in beneficiaries' portfolios, endangering workers' life savings. These investments are especially perverse when made automatically on behalf of younger workers with long investment time horizons. The Company's climate-unsafe retirement plan may also contribute to difficulty in worker recruitment and retention, as polling indicates employee demand for responsible retirement options. ⁽¹¹⁾

Federal law requires that retirement plan fiduciaries act in beneficiaries' best interests and ensure prudence of the plan's investments. Recent regulatory amendments have confirmed that managing material climate risk is an appropriate consideration for retirement plan fiduciaries. ⁽¹²⁾ The Company can best ensure that it is meeting its obligations to employees - especially younger employees - by appropriately mitigating climate risk in its retirement plan investments.

RESOLVED: Shareholders request Campbell's publish a report disclosing how the Company is protecting plan beneficiaries - especially those with a longer investment time horizon - from increased future portfolio risk created by present-day investments in high-carbon companies.

Board of Directors' Response

**Your Board of Directors Recommends a Vote
"AGAINST" This Proposal**

A similar proposal from the proponent appeared in our 2022 proxy statement and was not approved by shareholders, receiving 8.8 percent of the votes cast.

This proposal asks that the Board provide a report disclosing how the Company is protecting plan beneficiaries, especially those with a longer investment time horizon, from increased future portfolio risk created by present-day investments in high-carbon companies.

(1) <https://www.nytimes.com/2021/04/22/climate/climate-change-economy.html>

(2) <https://www.nytimes.com/2021/04/22/climate/climate-change-economy.html>

(3) <https://www.plansponsor.com/in-depth/climate-change-benchmarking-risk-retirement-plans/>

(4) https://www.ifc.org/wps/wcm/connect/6544b84f-e183-4e45-9fdf-ec54ff611498/IFC_Brief_Mercer_web.pdf?MOD=AJPERES&CVID=iqeEzmy, p.3

(5) <https://www.campbellsoupcompany.com/our-impact/healthy-environment/>

(6) <https://investyourvalues.org/retirement-plans/campbell-soup>

(7) <https://investyourvalues.org/retirement-plans/campbell-soup>

(8) <https://www.bloomberg.com/news/features/2022-10-20/how-to-purge-fossil-fuel-investments-from-your-401-k-or-ira#xj4y7vzkg>

(9) <https://www.ipcc.ch/sr15/chapter/chapter-2/>

(10) <https://www.carbonbrief.org/guest-post-what-the-tiny-remaining-1-5c-carbon-budget-means-for-climate-policy/>

(11) <https://www.benefitnews.com/news/employees-want-retirement-plans-to-include-esg-investing>

(12) <https://www.Federalregister.gov/documents/2022/12/01/2022-25783/prudence-and-loyalty-in-selecting-plan-investments-and-exercising-shareholder-rights>

The proposal is based on a basic misunderstanding of the legal fiduciary requirements that govern the selection of investment options in U.S. retirement plans. As is customary for large retirement plans, we have an internal management investment committee that serves as our retirement plans' fiduciary which, with the assistance of professional third-party advisors, is solely responsible for the administrative duties of selecting and monitoring our 401(k) plan's investment options. This committee, as the plan fiduciary, is legally responsible for selecting the 401(k) plan's investment options independent of any Board or shareholder oversight and operates in accordance with the fiduciary requirements imposed by the Employee Retirement Income Security Act of 1974 ("ERISA"), as implemented by Department of Labor ("DOL") regulations and guidance.

In this respect, U.S. law mandates that retirement plan fiduciaries exercise reasonable care, skill and prudence when selecting investment options to be available to plan participants. Plan fiduciaries are required to consider and focus on relevant risk-return characteristics of an investment option and not subordinate the interests of participants and beneficiaries (such as by sacrificing investment returns or taking on additional

investment risk) to promote objectives unrelated to the provision of benefits under the plan. In its recent guidance, the DOL clarified that a fiduciary's decision must be based on factors that the fiduciary reasonably determines are relevant to a risk and return analysis, and that such factors may include the economic effects of climate change and other ESG considerations but ultimately this guidance did not suggest that plan fiduciaries must consider ESG factors in selecting investment options. Accordingly, the internal management investment committee takes a holistic approach in their consideration of which investment options are offered through our 401(k) plan and takes into account a variety of potential risks, opportunities, and goals, including, but not limited to, those related to climate change and other ESG considerations. In this regard, our 401(k) plan participants' choices are not limited to the qualified default investment option and the plan provides participants with a diversified menu of investment options from which they can choose.

For the foregoing reasons, the Board unanimously recommends that you vote "AGAINST" this proposal.

VOTING SECURITIES AND PRINCIPAL SHAREHOLDERS

October 2, 2023 is the record date for the 2023 Annual Meeting. The holders of a majority of the shares outstanding and entitled to vote as of the record date, present in person or represented by proxy, will constitute a quorum for the meeting.

OWNERSHIP OF DIRECTORS AND EXECUTIVE OFFICERS

The following table shows, as of October 2, 2023, the beneficial ownership of Campbell's stock by each director, director nominee and named executive officer, and by all directors, named executive officers and executive officers as a group. There were 297,621,944 shares of Campbell stock issued

and outstanding on October 2, 2023. Unless otherwise indicated, each of the named individuals and each member of the group have sole voting and sole investment power with respect to the shares beneficially owned.

	Number of Shares	Number of Shares Acquirable Within 60 Days(a)	Total Number of Shares Beneficially Owned	Percent of Class	Number of Phantom Units of Campbell Stock in Deferred Compensation Accounts(b)
Fabiola R. Arredondo	20,066	0	20,066	*	0
Howard M. Averill	437	0	437	*	21,351
John P. Bilbrey	1,797	0	1,797	*	22,065
Mark A. Clouse	225,422	332,005	577,427	*	0
Bennett Dorrance, Jr. (c)	560,704	0	560,704	*	0
Maria Teresa Hilado	4,330	0	4,330	*	23,561
Grant H. Hill	13,166	0	13,166	*	0
Sarah Hofstetter	277	0	277	*	17,618
Marc B. Lautenbach	1,433	0	1,433	*	29,891
Mary Alice D. Malone (d)	53,289,629	0	53,289,629	17.91	63,920
Keith R. McLoughlin	52,385	0	52,385	*	37,662
Kurt T. Schmidt	277	0	277	*	30,547
Archbold D. van Beuren (e)	6,600,605	0	6,600,605	2.22	2,857
Carrie L. Anderson	0	0	0	*	0
Mick J. Beekhuizen	99,453	0	99,453	*	0
Adam G. Ciongoli	89,906	0	89,906	*	0
Christopher D. Foley	66,669	0	66,669	*	0
Daniel L. Poland	7,210	0	7,210	*	0
All directors, named executive officers and executive officers as a group (21 persons)	61,079,423	335,158	61,414,581	20.64	249,472

* Indicates ownership of less than 1% of the total outstanding shares

(a) The amounts in this column represent options held by the respective person that are currently exercisable.

(b) The amounts shown in this column are the number of phantom units of Campbell stock held in each individual's deferred compensation account. These phantom units do not carry voting rights, but the individuals do have a pecuniary interest in these units.

(c) Bennett Dorrance, Jr. is a great-grandson of John T. Dorrance (founder of Campbell Soup Company) and the nephew of Mary Alice D. Malone. Share ownership above is comprised of 560,704 shares held by the Bennett Dorrance, Jr. Trust. Mr. Dorrance, Jr. is deemed to be the beneficial owner of all shares shown above.

(d) Mary Alice D. Malone is a granddaughter of John T. Dorrance and the aunt of Bennett Dorrance, Jr. Share ownership shown above includes 39,953,779 shares held by the Mary Alice Dorrance Malone Revocable Trust, 103,974 shares held by a trust for the benefit of Ms. Malone's daughter, of which Ms. Malone is a trustee, and the following shares held by corporate entities owned or controlled by Ms. Malone: Contango, LP, 13,230,543 shares; and Hera, Inc., 1,333 shares. Ms. Malone is deemed to be the beneficial owner of all shares shown above. See also "Principal Shareholders" on page 83.

(e) Archbold D. van Beuren is a great-grandson of John T. Dorrance. Share ownership shown above includes 6,355,169 shares held by MSVT, LLC over which he, as a one-third owner of the manager of MSVT, LLC, has shared voting power. MSVT, LLC is the successor entity to the Major Stockholders' Voting Trust ("Voting Trust") and was formed in 2019 by certain descendants (and spouses, fiduciaries and related foundations) of the late John T. Dorrance.

Share ownership shown above also includes 245,436 shares, over which he has both sole voting and dispositive power. Share ownership shown above does not include 976,555 shares held in trusts established by Mr. van Beuren and his wife, which are managed by a third-party trustee and as to which he disclaims beneficial ownership.

PRINCIPAL SHAREHOLDERS

The following table sets forth information regarding persons or entities that, to the best of our knowledge, were beneficial owners of more than 5% of our outstanding common stock.

Name/Address	Amount/Nature of Beneficial Ownership	Percent of Outstanding Stock(1)
Bennett Dorrance DMB Associates 7600 E. Doubletree Ranch Road Scottsdale, AZ 85258	44,932,401 ⁽²⁾	15.10%
Mary Alice D. Malone Iron Spring Farm, Inc. 75 Old Stottsville Road Coatesville, PA 19320	53,289,629 ⁽³⁾	17.91%
The Vanguard Group 100 Vanguard Blvd. Malvern, PA 19355	23,851,447 ⁽⁴⁾	8.01%
Blackrock, Inc. 55 East 52nd Street New York, NY 10055	17,298,938 ⁽⁵⁾	5.81%

(1) Based on 297,621,944 shares of common stock outstanding as of October 2, 2023.

(2) Bennett Dorrance is the grandson of John T. Dorrance (founder of Campbell Soup Company) and the brother of Mary Alice D. Malone. Share ownership shown above includes 24,978 shares held directly by Mr. Dorrance, 3,915 shares held by the Bennett Dorrance Revocable Trust and the following shares held by partnerships or corporate entities owned or controlled by Mr. Dorrance: ABD Investments LP, 17,019,341 shares; Guillermo Investments, LLC, 27,876,085 shares; and Hank, Inc., 8,082 shares. Mr. Dorrance is deemed to be the beneficial owner of all shares shown above.

(3) A director nominee. See note (d) on page 82.

(4) The number of shares reported above is based solely on our review of a Schedule 13G/A filed by The Vanguard Group on February 9, 2023 regarding its holdings as of December 31, 2022. The Vanguard Group also reported that, as of December 31, 2022, it had sole dispositive power for 22,997,319 shares of our common stock, shared voting power for 228,030 shares of our common stock and shared dispositive power for 854,128 shares of our common stock.

(5) The number of shares reported above is based solely on our review of a Schedule 13G filed by Blackrock, Inc. on February 1, 2023 regarding its holdings as of December 31, 2022. Blackrock, Inc. has also reported that, as of December 31, 2022, it had sole voting power for 15,513,938 shares of our common stock and sole dispositive power for 17,298,938 shares of our common stock.

Unless otherwise noted, the foregoing information relating to Principal Shareholders is based upon our stock records and data supplied to us by the holders as of October 2, 2023.

OTHER INFORMATION

SUBMISSION OF SHAREHOLDER PROPOSALS FOR 2024 ANNUAL MEETING

The table below summarizes the requirements for shareholders who wish to submit proposals or director nominations for the 2024 Annual Meeting of Shareholders. Shareholders are encouraged to consult Rule 14a-8 and Rule 14a-19 of the Exchange Act and our By-Laws, as appropriate, to see all applicable requirements.

Type of proposal	Proposals for inclusion in 2024 Proxy Statement	Other proposals/nominees to be presented at the 2024 Annual Meeting*
When proposal must be received by Campbell	SEC rules permit shareholders to submit proposals for inclusion in our 2024 Proxy Statement by satisfying the requirements set forth in Rule 14a-8 of the Exchange Act	Shareholders may present proposals or director nominations directly at the 2024 Annual Meeting (and not for inclusion in our proxy materials) by satisfying the requirements set forth in Article II, Sections 8 and 9 of our By-Laws**
Where to send	No later than June 19, 2024	No earlier than August 31, 2024, and no later than September 30, 2024
What to include	By mail: Office of the Corporate Secretary, 1 Campbell Place, Camden, New Jersey 08103	
	The information required by Rule 14a-8	The information required by our By-Laws**

* Any proposal without the required notice will not be considered properly submitted under our By-Laws. Any proposal or director nomination that is received by us before August 31, 2024 or after September 30, 2024, will not be considered filed on a timely basis under Rule 14a-4(c)(1) and/or Rule 14a-19, as applicable. Proposals that are not properly submitted or timely filed will not be presented at the Annual Meeting. For proposals that are properly submitted and timely filed, SEC rules permit management to retain discretion to vote proxies we receive, provided that: (1) we include in our proxy statement advice on the nature of the proposal and how we intend to exercise our voting discretion; and (2) the proponent does not issue a proxy statement.

** Our By-Laws are available in the corporate governance section of our website at www.investor.campbellsoupcompany.com.

OTHER MATTERS

The Board of Directors knows of no other matters to be presented for action at the meeting. If other matters come before the meeting, it is the intention of the directors' proxy to vote on such matters in accordance with his or her best judgment.

* * * * *

By order of the Board of Directors,



Charles A. Brawley, III
Senior Vice President, Corporate Secretary
and Deputy General Counsel

Camden, New Jersey
October 17, 2023

APPENDIX A

NON-GAAP FINANCIAL MEASURES

Campbell Soup Company uses certain non-GAAP financial measures, as defined by the Securities and Exchange Commission, in this proxy statement. These non-GAAP financial measures are measures of performance not defined by accounting principles generally accepted in the United States and should be considered in addition to, not in lieu of, GAAP reported measures. Management believes that also presenting certain non-GAAP financial measures provides additional information to facilitate comparison of the Company's historical operating results and trends in our underlying operating results and provides transparency on how we evaluate our business. Management uses these non-GAAP financial measures in making financial, operating and planning decisions and in evaluating the Company's performance. Please see the Annual Report on Form 10-K for the fiscal year ended July 30, 2023 for a reporting of our financial results in accordance with GAAP. The non-GAAP measures included in this proxy statement that need to be reconciled are organic net sales, adjusted EBIT and adjusted EPS.

The following information is provided to reconcile the non-GAAP financial measures disclosed in this proxy statement to their most comparable GAAP measures.

Organic Net Sales

(dollars in millions)	2023			2022			% Change	
	As Reported	Impact of Currency	Organic Net Sales	As Reported	Impact of Divestiture	Organic Net Sales	Net Sales, as Reported	Organic Net Sales
Net sales	\$ 9,357	\$ 25	\$ 9,382	\$ 8,562	\$ (13)	\$ 8,549	9%	10%

Items Impacting Earnings

(dollars in millions)	2023								
	As Reported	Restructuring Charges, Implementation Costs and Other Related Costs	Pension and Postretirement Actuarial Gains	Commodity Mark-to-Market Gains	Accelerated Amortization	Charges Associated with Divestiture	Transaction Costs	Adjusted	
Net earnings attributable to Campbell Soup Company	\$ 858	\$ 50	\$ (11)	\$ (16)	\$ 5	\$ 13	\$ 4	\$ 903	
Add: Net earnings (loss) attributable to noncontrolling interests	—	—	—	—	—	—	—	—	—
Add: Taxes on earnings	270	16	(4)	(5)	2	—	1	280	
Add: Interest, net	184	—	—	—	—	—	—	184	
Earnings before interest and taxes	\$ 1,312	\$ 66	\$ (15)	\$ (21)	\$ 7	\$ 13	\$ 5	\$ 1,367	

2022

(dollars in millions)	As Reported	Restructuring Charges, Implementation Costs and Other Related Costs	Pension and Postretirement Actuarial Losses	Commodity Mark-to-Market Losses	Loss on Debt Extinguishment	Adjusted
Net earnings attributable to Campbell Soup Company	\$ 757	\$ 24	\$ 33	\$ 44	\$ 3	\$ 861
Add: Net earnings (loss) attributable to noncontrolling interests	—	—	—	—	—	—
Add: Taxes on earnings	218	7	11	15	1	252
Add: Interest, net	188	—	—	—	(4)	184
Earnings before interest and taxes	\$ 1,163	\$ 31	\$ 44	\$ 59	\$ —	\$ 1,297
Adjusted EBIT percent change 2023/2022						5%

	2023	2022	EPS % Change
	Diluted EPS Impact	Diluted EPS Impact	2023/2022
Net earnings attributable to Campbell Soup Company, as reported	\$ 2.85	\$ 2.51	
Restructuring charges, implementation costs and other related costs	.17	.08	
Pension and postretirement actuarial losses (gains)	(.04)	.11	
Commodity mark-to-market losses (gains)	(.05)	.15	
Accelerated amortization	.02	—	
Charges associated with divestiture	.04	—	
Transaction costs	.01	—	
Loss on debt extinguishment	—	.01	
Adjusted Net earnings attributable to Campbell Soup Company*	\$ 3.00	\$ 2.85	5%

*The sum of individual per share amounts does not add due to rounding.

In 2023, Net earnings attributable to Campbell Soup Company were impacted by the following:

- \$66 million (\$50 million after tax, or \$.17 per share) of restructuring charges, implementation costs and other related costs associated with restructuring and cost savings initiatives;
- \$15 million (\$11 million after tax, or \$.04 per share) of actuarial gains on pension and postretirement plans;
- \$21 million (\$16 million after tax, or \$.05 per share) of gains associated with unrealized mark-to-market adjustments on outstanding undesignated commodity hedges;
- \$7 million (\$5 million after tax, or \$.02 per share) of accelerated amortization expense related to customer relationship intangible assets due to the loss of certain contract manufacturing customers;
- \$13 million pre- and after-tax loss (\$.04 per share) on the sale of the Emerald nuts business; and
- \$5 million (\$4 million after tax, or \$.01 per share) of transaction costs associated with the pending acquisition of Sovos Brands, Inc.

In 2022, Net earnings attributable to Campbell Soup Company were impacted by the following:

- \$31 million (\$24 million after tax, or \$.08 per share) of restructuring charges, implementation costs and other related costs associated with restructuring and cost savings initiatives;
- \$44 million (\$33 million after tax, or \$.11 per share) of actuarial losses on pension and postretirement plans;
- \$59 million (\$44 million after tax, or \$.15 per share) of losses associated with unrealized mark-to-market adjustments on outstanding undesignated commodity hedges; and
- \$4 million (\$3 million after tax, or \$.01 per share) of a loss on the extinguishment of debt.



MEETING INFORMATION

LOCATION

via Live Webcast at:
<http://www.meetnow.global/CPB2023>

ADMISSION

To attend the live webcast of the meeting, vote your shares and examine the Company's share list, you will need the 15-digit control number found on your Notice of Availability, your proxy card or on the instructions that accompany your proxy materials



If you encounter any difficulties accessing the live webcast of the meeting in advance or during the meeting time, please call (888) 724-2416 (toll-free) or (781) 575-2748 (international).



Instagram. Follow us @Campbells for stories about our company and brands.



On the Web. Visit us at www.campbellsoupcompany.com for company news and information.



Careers. To explore career opportunities, visit us at careers.campbellsoupcompany.com.



The papers utilized in the production of this proxy statement are all certified for Forest Stewardship Council (FSC®) standards, which promote environmentally appropriate, socially beneficial and economically viable management of the world's forests. This proxy statement was printed at a Landfill-free, Sustainable Green Printing partnership (SGP)-certified facility.

Campbell's